



## WRD-650 Straight Waveguide Section 6 Inch Length, UG Square Cover Flange from 6.5 GHz to 18 GHz in Brass

### TECHNICAL DATA SHEET

PEWRD650S001-6

Pasternack's PEWRD650S001-6 is a 6 inch WRD-650 straight double ridge waveguide section that operates from 6.5 GHz to 18 GHz. This straight waveguide section offers a typical 1.15 VSWR. The input of this straight waveguide section has a UG Flange. PEWRD650S001-6 is part of over 40,000 RF, microwave and millimeter wave components offered at Pasternack. WRD-650 straight waveguide section will ship worldwide the same day it is purchased along with our other RF components.

#### Features

- 6" Length
- WRD-650 Double Ridge Waveguide
- UG Flange
- 6.5 GHz to 18 GHz Frequency Range
- Comprehensive waveguide offering also includes E-Bends, H-Bends, Waveguide to Coax Adapters, Filters, Terminations, and more.

#### Applications

- Millimeter Wave
- Transmission Systems
- Test and Laboratory Setups

#### Electrical Specifications

Description	Minimum	Typical	Maximum	Units
Frequency Range	6.5		18	GHz
VSWR		1.15:1		
Insertion Loss		0.4		dB

#### Mechanical Specifications

Waveguide Size WRD-650

#### Compliance Certifications (see [product page](#) for current document)

Notes:

- Values at +25 °C, sea level

WRD-650 Straight Waveguide Section 6 Inch Length, UG Square Cover Flange from 6.5 GHz to 18 GHz in Brass from Pasternack Enterprises has same day shipment for domestic and International orders. Our RF, microwave and millimeter wave products maintain a 99.4% availability and are part of the broadest selection in the industry.

Click the following link (or enter part number in "SEARCH" on website) to obtain additional part information including price, inventory and certifications: [WRD-650 Straight Waveguide Section 6 Inch Length, UG Square Cover Flange from 6.5 GHz to 18 GHz in Brass PEWRD650S001-6](#)

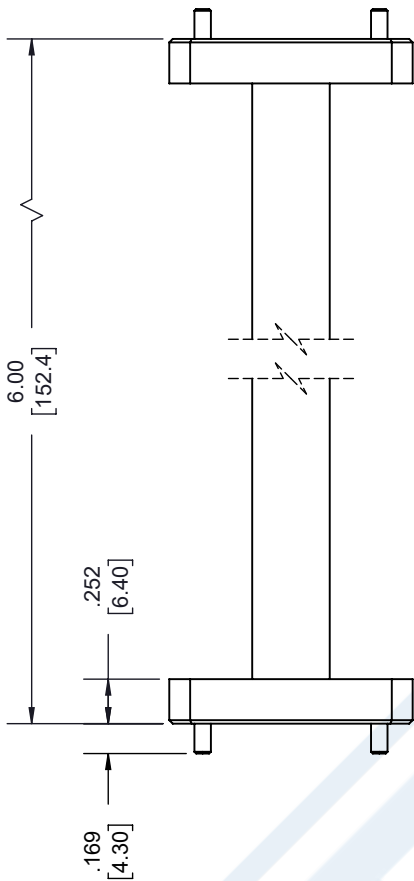
URL: <https://www.pasternack.com/wrd-650-straight-waveguide-section-ug387-mod-round-pewrd650s001-6-p.aspx>

The information contained in this document is accurate to the best of our knowledge and representative of the part described herein. It may be necessary to make modifications to the part and/or the documentation of the part, in order to implement improvements. Pasternack reserves the right to make such changes as required. Unless otherwise stated, all specifications are nominal. Pasternack does not make any representation or warranty regarding the suitability of the part described herein for any particular purpose, and Pasternack does not assume any liability arising out of the use of any part or documentation.

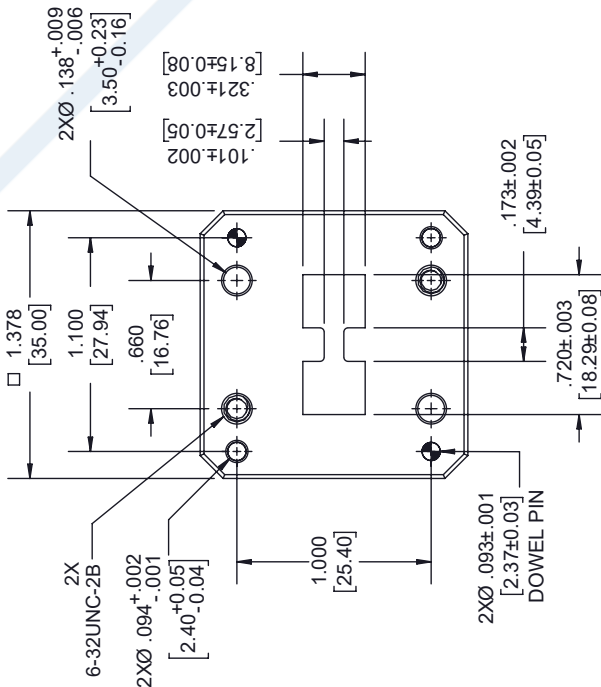
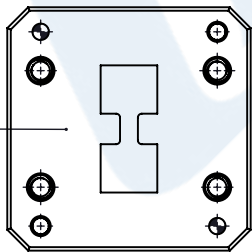
# PEWRD650S001-6 CAD Drawing

WRD-650 Straight Waveguide Section 6 Inch Length, UG Square  
Cover Flange from 6.5 GHz to 18 GHz in Brass

REVISIONS			
REV.	DESCRIPTION	DATE	APPROVED
A	INITIAL RELEASE	10/2/2020	S.PONG



WRD650 DOUBLE-RIDGE  
FPWRD650D28 COVER FLANGE  
TYP



FLANGE DETAIL

## NOTES:

1. LABEL PER ILS-100-09, FOR INTERNAL REFERENCE ONLY.  
LABEL LOCATION FOR REFERENCE ONLY.

THESE COMMODITIES, TECHNOLOGY OR SOFTWARE WERE EXPORTED FROM THE UNITED STATES IN ACCORDANCE WITH THE EXPORT ADMINISTRATION REGULATIONS. DIVERSION CONTRARY TO U.S. LAW PROHIBITED.

UNLESS OTHERWISE SPECIFIED  
LEADING DIMENSIONS ARE INCHES  
DIMENSIONS IN [ ] ARE MILLIMETERS

TOLERANCES:

X = ±.2 [5.08] FRACTIONS  
.XX = ±.02 [ .51] ± 1/32  
.XXX = ±.005 [ .13] ANGLES ± 1°

CABLE LENGTH (L) TOLERANCES:

L ≤ 12 [305] = +1 [25] / -0  
12 [305] < L ≤ 60 [1524] = +2 [51] / -0  
60 [1524] < L ≤ 120 [3048] = +4 [102] / -0  
120 [3048] < L ≤ 300 [7620] = +6 [152] / -0  
300 [7620] < L = +5% / -0

ALL DIMENSIONS SHOWN  
ARE FOR REFERENCE ONLY.

**PE** **PASTERNAK**  
an INFINITE brand

Pasternack Enterprises, Inc.  
P.O. Box 16759, Irvine, CA 92623.  
Phone: 1.949.261.1920 | 1.866.727.8376  
Fax: 1.949.261.7451  
Website: www.pasternack.com  
E-mail: sales@pasternack.com

THIRD-ANGLE PROJECTION

THE INFORMATION AND  
DESIGN IN THIS DOCUMENT  
IS THE PROPERTY OF  
PASTERNAK CORPORATION  
ALL RIGHTS RESERVED.

SHEET 1 OF 1  
SCALE N/A  
REV A

ITEM NO. PEWRD650S001-6