



WR-430 UDR22 Flange to SMA Female Waveguide to Coax Adapter Operating from 1.72 GHz to 2.61 GHz in Aluminum

Waveguide to Coax Adapters Technical Data Sheet

PEWCA1080

Features

- 1.72 GHz to 2.61 GHz Frequency Range
- WR-430 Waveguide Interface
- UDR22 Flange
- SMA Female RF Interface
- Comprehensive waveguide offering also include E-Bends, H-Bends, Sections, Filters, Terminations, Couplers, and more.

Applications

- Test Benches
- Radar
- Satellite
- Microwave Radio Systems
- Military and Space
- Communication Systems

Description

The PEWCA1080 is a right angle waveguide to coaxial adapter operating at a frequency range of 1.72 GHz to 2.61 GHz. This adapter offers a WR-430 waveguide interface size coupled with a precision tolerance UDR22 flange. The PEWCA1080 is constructed of aluminum and painted gray to ensure durability. The coaxial connector offered by this adapter uses an SMA Female connector.

Configuration

Waveguide Size	WR-430
Flange	UDR22
RF Connector	SMA Female
Body Geometry	Right Angle

Electrical Specifications

Description	Minimum	Typical	Maximum	Units
Frequency Range	1.72		2.61	GHz
VSWR			1.25:1	
Insertion Loss			0.3	dB
Input Power (CW)			50	Watts

Mechanical Specifications

Size	
Length	4.33 in [109.98 mm]
Width	6.34 in [161.04 mm]
Height	4.19 in [106.43 mm]

RF Connector	
Connector Type	SMA Female

Waveguide Interface	
Waveguide Type	WR-430

Click the following link (or enter part number in "SEARCH" on website) to obtain additional part information including price, inventory and certifications: [WR-430 UDR22 Flange to SMA Female Waveguide to Coax Adapter Operating from 1.72 GHz to 2.61 GHz in Aluminum PEWCA1080](#)



WR-430 UDR22 Flange to SMA Female Waveguide to Coax
Adapter Operating from 1.72 GHz to 2.61 GHz in Aluminum

Waveguide to Coax Adapters Technical Data Sheet

PEWCA1080

Flange Type
Body Material and Plating

UDR22
Aluminum

Compliance Certifications (see [product page](#) for current document)

Plotted and Other Data

Notes:

- Values at +25 °C, sea level unless stated otherwise

WR-430 UDR22 Flange to SMA Female Waveguide to Coax Adapter Operating from 1.72 GHz to 2.61 GHz in Aluminum from Pasternack Enterprises has same day shipment for domestic and International orders. Our RF, microwave and millimeter wave products maintain a 99.4% availability and are part of the broadest selection in the industry.

Click the following link (or enter part number in "SEARCH" on website) to obtain additional part information including price, inventory and certifications: [WR-430 UDR22 Flange to SMA Female Waveguide to Coax Adapter Operating from 1.72 GHz to 2.61 GHz in Aluminum PEWCA1080](#)

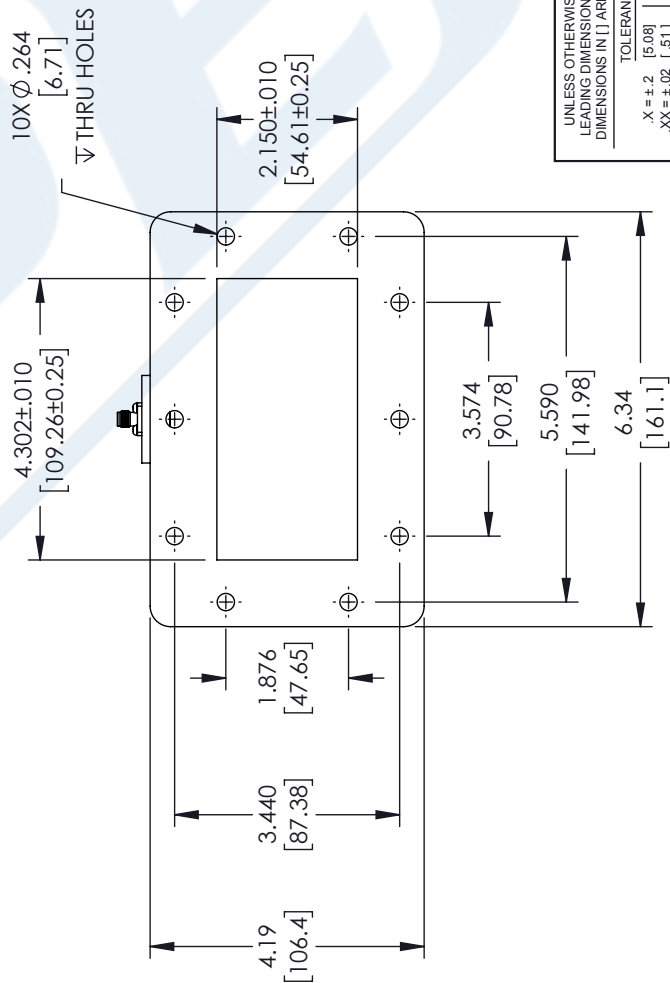
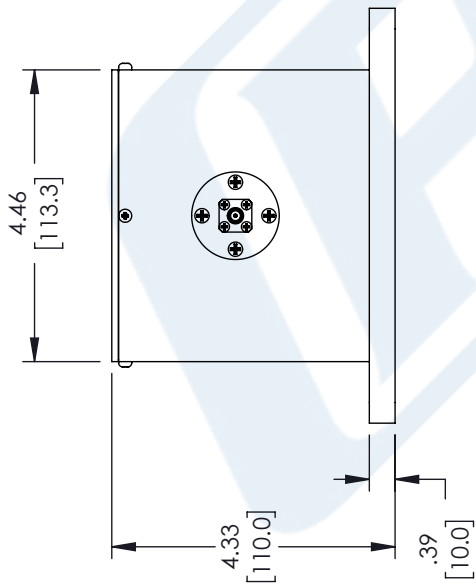
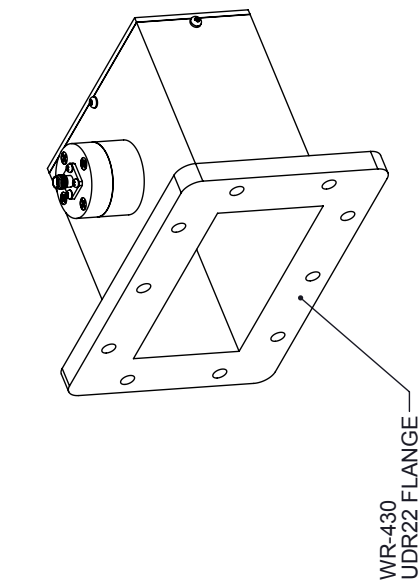
URL: <https://www.pasternack.com/wr430-udr22-flange-to-sma-female-waveguide-coax-adapter-2.61-ghz-pewca1080-p.aspx>

The information contained in this document is accurate to the best of our knowledge and representative of the part described herein. It may be necessary to make modifications to the part and/or the documentation of the part, in order to implement improvements. Pasternack reserves the right to make such changes as required. Unless otherwise stated, all specifications are nominal. Pasternack does not make any representation or warranty regarding the suitability of the part described herein for any particular purpose, and Pasternack does not assume any liability arising out of the use of any part or documentation.

PEWCA1080 CAD Drawing

WR-430 UDR22 Flange to SMA Female Waveguide to Coax Adapter
Operating from 1.72 GHz to 2.61 GHz in Aluminum

REVISIONS			
REV.	DESCRIPTION	DATE	APPROVED
A	INITIAL RELEASE	04/21/2020	SPONG



SMA FEMALE

LABEL:

FAIRVIEW MICROWAVE
PEWCA1080
D/C: YYWW

UNLESS OTHERWISE SPECIFIED
LEADING DIMENSIONS ARE INCHES
DIMENSIONS IN [] ARE MILLIMETERS

TOLERANCES:

X = ±.2	[5.08]	FRACTIONS
.XX = ±.02	[.51]	± 1/32
.XXX = ±.005	[.13]	ANGLES ± 1°

CABLE LENGTH (L) TOLERANCES:

L ≤ 12 [305]	±.1 [25] / -0
12 [305] < L ≤ 60 [1524]	±.2 [51] / -0
60 [1524] < L ≤ 120 [3048]	±.4 [102] / -0
120 [3048] < L ≤ 300 [7620]	±.6 [152] / -0
300 [7620] < L	±.5% / -0

ALL DIMENSIONS SHOWN
ARE FOR REFERENCE ONLY.

PE PASTERNAK
an INFINITI brand

Pasternack Enterprises, Inc.
P.O. Box 16759, Irvine, CA 92623.
Phone: 1.949.261.1920 | 1.866.727.8376
Fax: 1.949.261.7451
Website: www.pasternack.com
E-mail: sales@pasternack.com

THIRD-ANGLE PROJECTION

THE INFORMATION AND
DESIGN IN THIS DOCUMENT
IS THE PROPERTY OF
PASTERNAK CORPORATION
ALL RIGHTS RESERVED.

SHEET 1 OF 1

SCALE N/A

SIZE A

CAGE CODE 53919

DRAWN BY BPUCHASKI

ITEM NO. PEWCA1080

REV A

THESE COMMODITIES, TECHNOLOGY OR SOFTWARE WERE EXPORTED FROM THE UNITED STATES IN ACCORDANCE WITH THE EXPORT ADMINISTRATION REGULATIONS. DIVERSION CONTRARY TO U.S. LAW PROHIBITED.