



## WR-8 Instrumentation Grade Straight Waveguide Section 1 Inch Length, UG-387/U-Mod Round Cover Flange from 90 GHz to 140 GHz

### TECHNICAL DATA SHEET

PEW08S000-1

Pasternack's PEW08S000-1 is a 1 inch WR-8 straight waveguide section that operates from 90 GHz to 140 GHz. This straight waveguide section offers a typical 0.3 dB insertion loss and a typical 1.15 VSWR. The input of this straight waveguide section has a UG-387/U-M Flange. PEW08S000-1 is part of over 40,000 RF, microwave and millimeter wave components. Our instrumentation grade WR-8 straight waveguide section will ship worldwide the same day it is purchased along with our other RF components.

#### Features

- 1" Length
- WR-8 Waveguide
- UG-387/U-M Flange
- 90 GHz to 140 GHz Frequency Range
- Comprehensive waveguide offering also includes E-Bends, H-Bends, Waveguide to Coax Adapters, Filters, Terminations, and more.

#### Applications

- Millimeter Wave
- Transmission Systems
- Test and Laboratory Setups

#### Electrical Specifications

Description	Minimum	Typical	Maximum	Units
Frequency Range	90		140	GHz
VSWR		1.15:1		
Insertion Loss		0.3		dB

#### Mechanical Specifications

Waveguide Size  
Waveguide Design  
Section Length

WR-8  
Instrumentation Grade  
1 in [25.4 mm]

Description	Flange 1	Waveguide	Flange 2
Flange Type	Round Cover		Round Cover
Flange Designation	UG-387/U-Mod	WR-8	UG-387/U-Mod
Material	Oxygen Free Hard Copper	Oxygen Free Hard Copper	Oxygen Free Hard Copper
Plating	Gold	Gold	Gold
Color	Gold	Gold	Gold

#### Size

Weight 0.044 lbs [19.96 g]

#### Compliance Certifications (see [product page](#) for current document)

Notes:

- Values at +25 °C, sea level

Click the following link (or enter part number in "SEARCH" on website) to obtain additional part information including price, inventory and certifications: WR-8 Instrumentation Grade Straight Waveguide Section 1 Inch Length, UG-387/U-Mod Round Cover Flange from 90 GHz to 140 GHz PEW08S000-1



WR-8 Instrumentation Grade Straight Waveguide  
Section 1 Inch Length, UG-387/U-Mod Round  
Cover Flange from 90 GHz to 140 GHz

TECHNICAL DATA SHEET

PEW08S000-1

WR-8 Instrumentation Grade Straight Waveguide Section 1 Inch Length, UG-387/U-Mod Round Cover Flange from 90 GHz to 140 GHz from Pasternack Enterprises has same day shipment for domestic and International orders. Our RF, microwave and millimeter wave products maintain a 99.4% availability and are part of the broadest selection in the industry.

Click the following link (or enter part number in "SEARCH" on website) to obtain additional part information including price, inventory and certifications: [WR-8 Instrumentation Grade Straight Waveguide Section 1 Inch Length, UG-387/U-Mod Round Cover Flange from 90 GHz to 140 GHz PEW08S000-1](https://www.pasternack.com/wr-8-instrumentation-grade-straight-waveguide-section-ug387-mod-round-pew08s000-1-p.aspx)

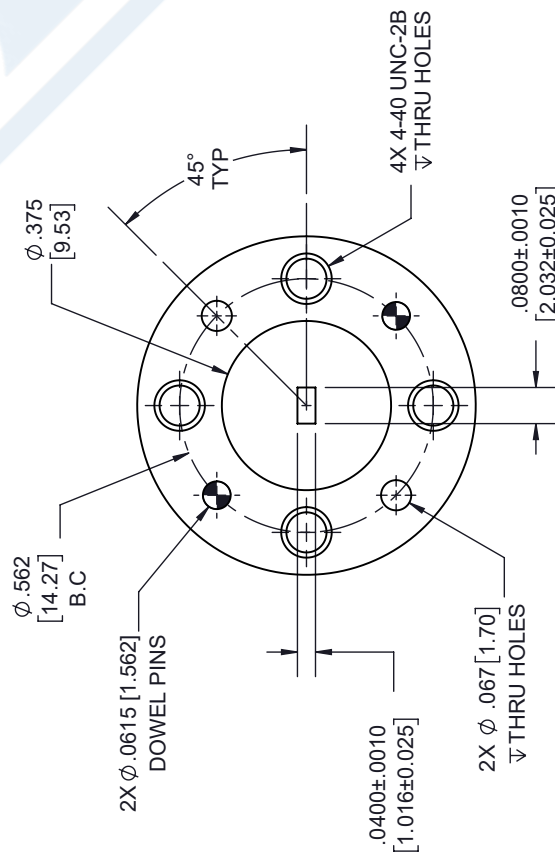
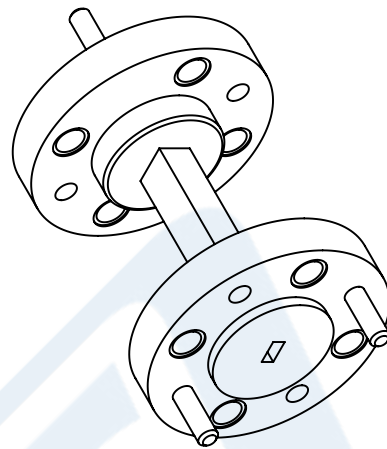
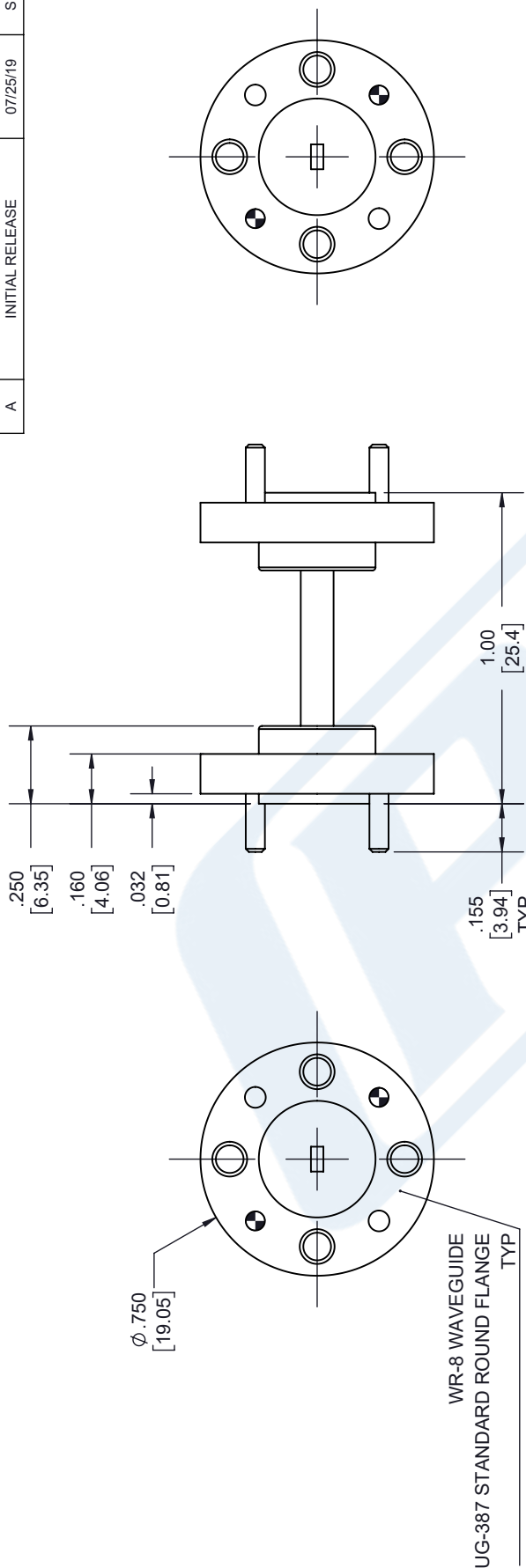
URL: <https://www.pasternack.com/wr-8-instrumentation-grade-straight-waveguide-section-ug387-mod-round-pew08s000-1-p.aspx>

The information contained in this document is accurate to the best of our knowledge and representative of the part described herein. It may be necessary to make modifications to the part and/or the documentation of the part, in order to implement improvements. Pasternack reserves the right to make such changes as required. Unless otherwise stated, all specifications are nominal. Pasternack does not make any representation or warranty regarding the suitability of the part described herein for any particular purpose, and Pasternack does not assume any liability arising out of the use of any part or documentation.

# PEW08S000-1 CAD Drawing

WR-8 Instrumentation Grade Straight Waveguide Section 1 Inch Length,  
UG-387/U-Mod Round Cover Flange from 90 GHz to 140 GHz

REVISIONS			
REV.	DESCRIPTION	DATE	APPROVED
A	INITIAL RELEASE	07/25/19	S.PONG



<b>PE PASTERNAK</b> an INFINITE brand Pasternack Enterprises, Inc. P.O. Box 16759, Irvine, CA 92623. Phone: 1.949.261.1920   1.866.727.8376 Fax: 1.949.261.7451 www.pasternack.com   e-mail: sales@pasternack.com		THE INFORMATION AND DESIGN IN THIS DOCUMENT IS THE PROPERTY OF PASTERNAK CORPORATION. ALL RIGHTS RESERVED.	
SIZE [CAGE] A 53919 DRAWN BY K.DANG PART NUMBER PEW08S000-1		SHEET 1 OF 1 SCALE N/A REV A	
UNLESS OTHERWISE SPECIFIED LEADING DIMENSIONS ARE IN INCHES DIMENSIONS IN [ ] ARE MILLIMETERS TOLERANCES: X±.2 [5.08] XX±.01 [.25] XXX±.005 [.13]		FRACTIONS ±1/32 ANGLES ±1° ALL DIMENSIONS SHOWN ARE FOR REFERENCE ONLY. THIRD-ANGLE PROJECTION	

THESE COMMODITIES, TECHNOLOGY OR SOFTWARE WERE EXPORTED FROM THE UNITED STATES IN ACCORDANCE WITH THE EXPORT ADMINISTRATION REGULATIONS. DIVERSION CONTRARY TO U.S. LAW PROHIBITED.