



## Low PIM 8 dB 4.1/9.5 Mini DIN Unequal Tapper From 350 MHz to 5.85 GHz Rated to 300 Watts

### RF Tappers Technical Data Sheet

PETP1006

#### Features

- 5.3:1 Split (8 dB Coupling)
- Low PIM (-160 dBc)
- 300 watt CW Rating
- 350 to 1,500 MHz and 1,690 to 5,850 MHz
- VSWR 1.25
- 4.1/9.5 Mini DIN Female Connector
- Mounting Bracket

#### Applications

- Indoor/Outdoor Use (IP67)
- Base Station
- 4G/LTE/AWS/PCS/PMR/UMTS/TETRA/WiFi/WiMAX
- Distributed Antenna Systems (DAS)
- Wireless Infrastructure

#### Description

The PETP1006 is a 5.3:1 Split Ratio Tapper with 4.1/9.5 Mini DIN Female connectors rated to 300 watt CW. Insertion loss is a low 0.17 dB. The Nominal Coupling value at 698 to 960 MHz and 1,710 to 2,700 MHz is 8 dB.

Pasternack's family of Low PIM Power Tappers (Unequal Power Dividers) are designed without solder joints and a unique airline distributed capacitor construction allows for exceptional performance within the 350 to 5,850 MHz frequency range. They are offered in a range of Split Ratios to allow flexibility in the design of your DAS system. Especially designed and manufactured for the rigors of low PIM systems, this family of Tappers is rated at an average power of 300 watt CW, and have PIM performance of -160 dBc or better. They can be used indoor or outdoor as they meet the moisture requirements of IP67. They are available in four different connector types: N, DIN 7-16, 4.3-10, and Mini DIN 4.1/9.5.

#### Electrical Specifications

Description	Minimum	Typical	Maximum	Units
Frequency Range	0.35		5.85	GHz
Split Ratio		5.3:1		
Impedance		50		Ohms
Coupling		8		dB
Coupling (C1 - C2)		8		dB
Coupling (C1 - C3)		0.8		dB
Insertion Loss			0.17	dB
Passive Intermodulation 2 tones at 43 dBm, F1 = 1930 MHz, F2 = 1990 MHz			-160	dBc
Input Power (CW)			300	Watts
Input Power (Peak)			3	KWatts

Click the following link (or enter part number in "SEARCH" on website) to obtain additional part information including price, inventory and certifications: [Low PIM 8 dB 4.1/9.5 Mini DIN Unequal Tapper From 350 MHz to 5.85 GHz Rated to 300 Watts PETP1006](#)



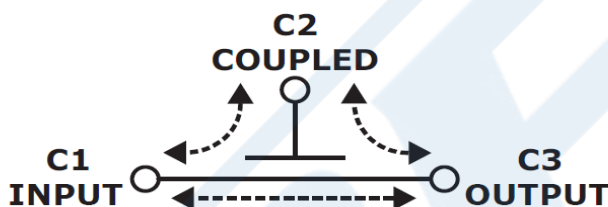
Low PIM 8 dB 4.1/9.5 Mini DIN Unequal Tapper From  
350 MHz to 5.85 GHz Rated to 300 Watts

## RF Tappers Technical Data Sheet

PETP1006

### Performance by Frequency

Description	F1	F2	F3	F4	F5	Units
Frequency Range	350 - 520	698 - 960	1710 - 2700	3500-4500	4900 - 5850	MHz
Coupling (Tested)		8.3 ± 0.4	7.7 ± 0.5			dB
Nominal Coupling	8			7.4	8.5	dB
Maximum Return Loss		-19.8	-19.8			dB
Typical Return Loss	-17.5			-17.5	-17.5	dB



Electrical Specification Notes:

Not designed for use in the 1,500 to 1,690 MHz frequency range.

### Mechanical Specifications

#### Size

Length	4 in [101.6 mm]
Width	1 in [25.4 mm]
Height	2.11 in [53.59 mm]

Weight	0.747 lbs [338.83 g]
--------	----------------------

Housing Material and Plating	Aluminum, Chem Film
------------------------------	---------------------

#### Configuration

Package Type	Connectorized
Input Connector	4.1/9.5 Mini DIN Female
Output Connector	4.1/9.5 Mini DIN Female
Coupled Connector	4.1/9.5 Mini DIN Female

### Environmental Specifications

Humidity	IP67
----------	------

**Compliance Certifications** (see [product page](#) for current document)

### Plotted and Other Data

Notes:

Click the following link (or enter part number in "SEARCH" on website) to obtain additional part information including price, inventory and certifications: [Low PIM 8 dB 4.1/9.5 Mini DIN Unequal Tapper From 350 MHz to 5.85 GHz Rated to 300 Watts PETP1006](#)

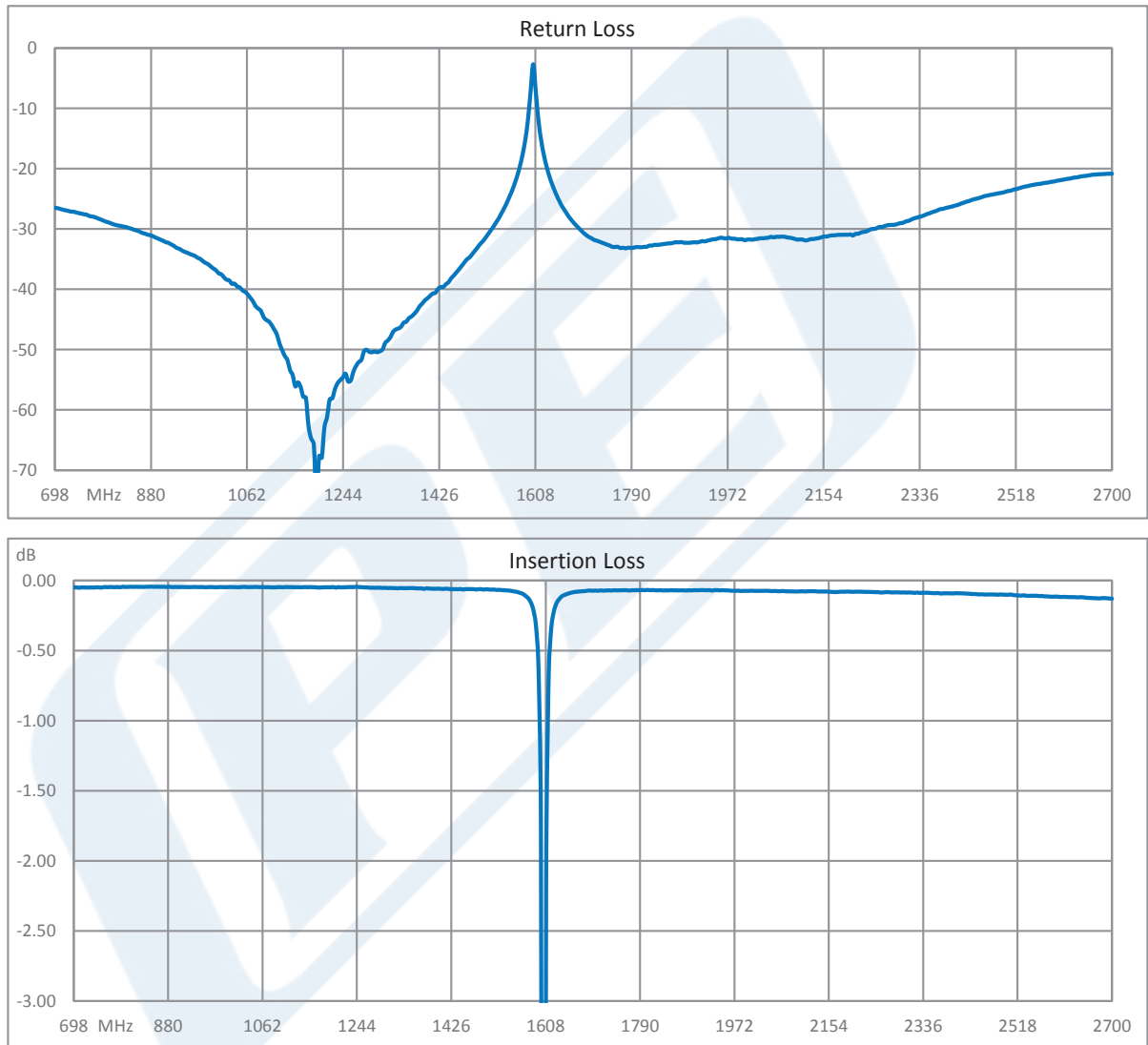


Low PIM 8 dB 4.1/9.5 Mini DIN Unequal Tapper From  
350 MHz to 5.85 GHz Rated to 300 Watts

## RF Tappers Technical Data Sheet

PETP1006

### Typical Performance Data



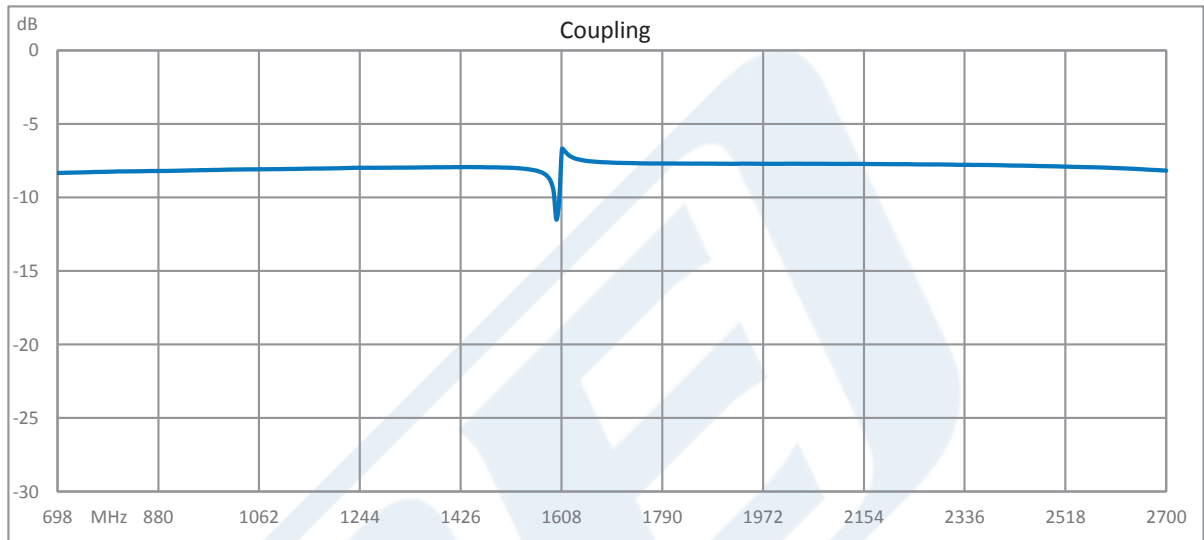
Click the following link (or enter part number in "SEARCH" on website) to obtain additional part information including price, inventory and certifications: [Low PIM 8 dB 4.1/9.5 Mini DIN Unequal Tapper From 350 MHz to 5.85 GHz Rated to 300 Watts PETP1006](#)



Low PIM 8 dB 4.1/9.5 Mini DIN Unequal Tapper From  
350 MHz to 5.85 GHz Rated to 300 Watts

## RF Tappers Technical Data Sheet

PETP1006



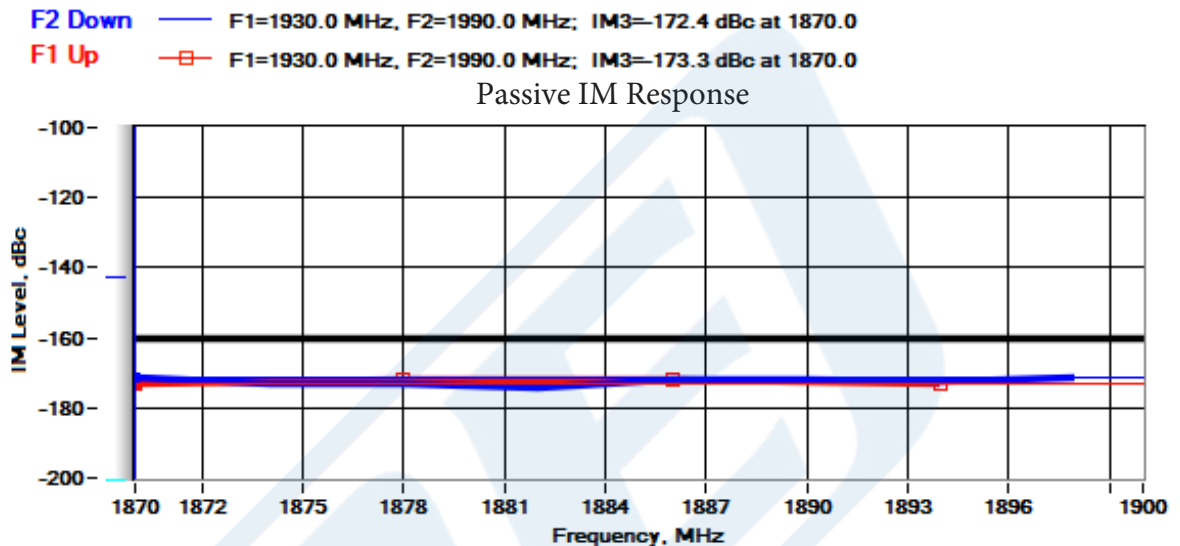
Click the following link (or enter part number in "SEARCH" on website) to obtain additional part information including price, inventory and certifications: [Low PIM 8 dB 4.1/9.5 Mini DIN Unequal Tapper From 350 MHz to 5.85 GHz Rated to 300 Watts PETP1006](#)



Low PIM 8 dB 4.1/9.5 Mini DIN Unequal Tapper From  
350 MHz to 5.85 GHz Rated to 300 Watts

## RF Tappers Technical Data Sheet

PETP1006



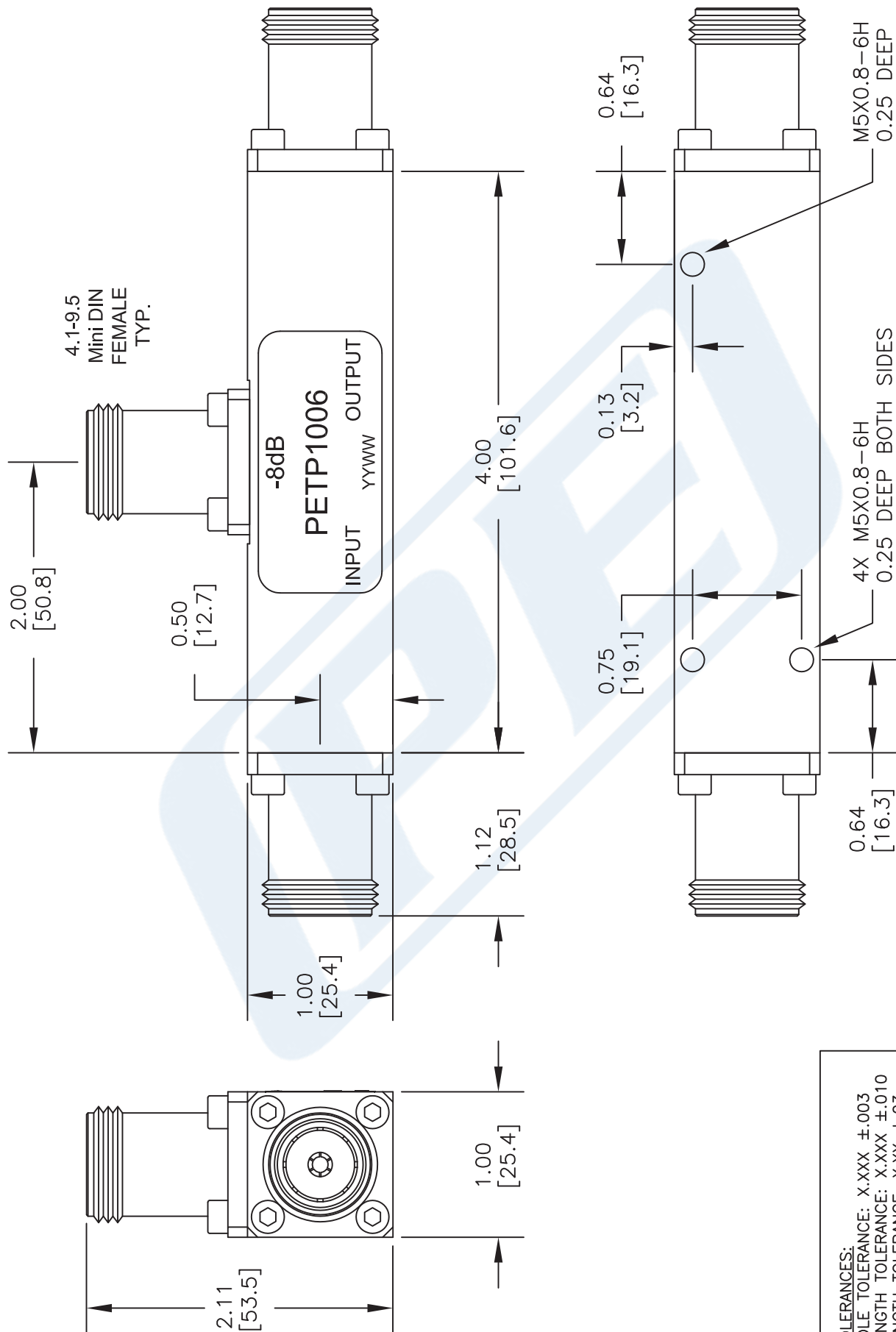
Low PIM 8 dB 4.1/9.5 Mini DIN Unequal Tapper From 350 MHz to 5.85 GHz Rated to 300 Watts from Pasternack Enterprises has same day shipment for domestic and International orders. Our RF, microwave and millimeter wave products maintain a 99% availability and are part of the broadest selection in the industry.

Click the following link (or enter part number in "SEARCH" on website) to obtain additional part information including price, inventory and certifications: [Low PIM 8 dB 4.1/9.5 Mini DIN Unequal Tapper From 350 MHz to 5.85 GHz Rated to 300 Watts PETP1006](https://www.pasternack.com/low-pim-8db-4.1-9.5-mini-din-unequaltapper-5.85-ghz-300watts-petp1006-p.aspx)

URL: <https://www.pasternack.com/low-pim-8db-4.1-9.5-mini-din-unequaltapper-5.85-ghz-300watts-petp1006-p.aspx>

The information contained in this document is accurate to the best of our knowledge and representative of the part described herein. It may be necessary to make modifications to the part and/or the documentation of the part, in order to implement improvements. Pasternack reserves the right to make such changes as required. Unless otherwise stated, all specifications are nominal. Pasternack does not make any representation or warranty regarding the suitability of the part described herein for any particular purpose, and Pasternack does not assume any liability arising out of the use of any part or documentation.

Low PIM 8 dB 4.1/9.5 Mini DIN Unequal Tapper From  
350 MHz to 5.85 GHz Rated to 300 Watts



TOLERANCES:  
HOLE TOLERANCE: X.XXX ±.003  
LENGTH TOLERANCE: X.XXX ±.010  
LENGTH TOLERANCE: X.XX ±.03

**DWG TITLE**

**PETP1006**

**NOTES:**

1. UNLESS OTHERWISE SPECIFIED ALL DIMENSIONS ARE NOMINAL.
2. ALL SPECIFICATIONS ARE SUBJECT TO CHANGE WITHOUT NOTICE AT ANY TIME.
3. DIMENSIONS ARE IN INCHES (mm).

FSCM NO. 53919

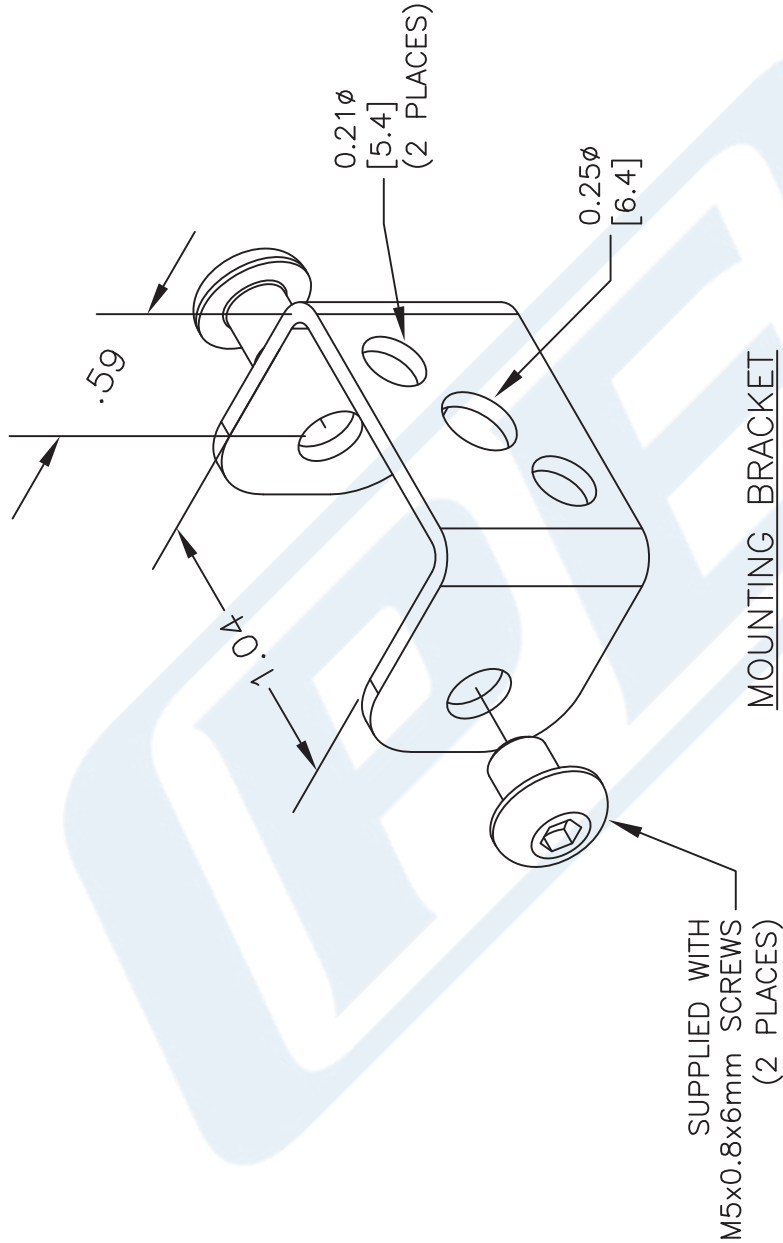
CAD FILE 080216

**SIZE A**

2233

# PETP1006 CAD Drawing

Low PIM 8 dB 4.1/9.5 Mini DIN Unequal Tapper From  
350 MHz to 5.85 GHz Rated to 300 Watts



**TOLERANCES:**  
HOLE TOLERANCE: X.XXX  $\pm$ .003  
LENGTH TOLERANCE: X.XXX  $\pm$ .010  
LENGTH TOLERANCE: X.XX  $\pm$ .03

**NOTES:**  
1. UNLESS OTHERWISE SPECIFIED ALL DIMENSIONS ARE NOMINAL.  
2. ALL SPECIFICATIONS ARE SUBJECT TO CHANGE WITHOUT NOTICE AT ANY TIME.  
3. DIMENSIONS ARE IN INCHES [mm].

DWG TITLE

**PETP1006**

FSCM NO. 53919

CAD FILE 080216

SCALE N/A

SIZE A

2233

**PE PASTERNAK®**  
THE ENGINEER'S RF SOURCE

Pasternack Enterprises, Inc.  
P.O. Box 16759 | Irvine | CA | 92623  
Phone: (949) 261-1920 | Fax: (949) 261-7451  
Website: [www.pasternack.com](http://www.pasternack.com) | E-Mail: [sales@pasternack.com](mailto:sales@pasternack.com)