

N Male to N Female 18GHz Phase & Amplitude Stable Cable Assembly 100CM Length

PECN3TC0002-100CM

Configuration

- Connector 1: N Male
- Connector 2: N Female
- Coax Flex Type: Flexible

Features

- Max Frequency 18 GHz
- Shielding Effectivity > 90 dB
- 83% Phase Velocity
- Designed for use as VNA test port extenders
- Highly flexible armored cable construction
- 1.30:1 VSWR to 18 GHz
- Excellent amplitude and phase stability with flexure
- Non-conductive protective Nomex outer sleeve
- Each serialized assembly comes with test data
- In-stock and ready to ship same-day

Applications

- General Purpose
- Laboratory Use
- Vector Network analyzer test port extenders
- Semiconductor probe testing
- Precise bench-top testing
- Lab and production testing

Description

Pasternack's PECN3TC0002-100CM type N male to type N female cable using coax is part of our full line of RF components available for same-day shipping. Pasternack's flexible RF cable assemblies are ideal for applications where tight bends and flexure are required. This Pasternack type N to type N cable assembly has a male to female gender configuration with 50 ohm flexible coax. The PECN3TC0002-100CM type N male to type N female cable assembly operates to 18 GHz. Pasternack high performance high flex VNA test cables are designed to provide customers repeatable and accurate VNA measurements. These Test cables have excellent electrical properties including low Insertion Loss, low VSWR and phase stability of +/- 5jā with flexure. The flexibility of these cables makes it easier and safer to test your Device Under Test (DUT).? When used with the appropriate calibration kit, these test cables effectively extend the test port of the VNA allowing for accurate measurements of devices that cannot be directly connected to a network analyzer test port.

Custom versions of most RF cable assemblies can be built and shipped same day. Custom cable assembly lengths can be obtained by specifying the desired length on the web site at time of order or by contacting a sales representative. Other available RF cable assembly value added services include connector orientation or clocking, heat shrink booting and custom labeling. RF testing can also be performed to document the electrical performance of your cable assembly.

Electrical Specifications

Description	Minimum	Typical	Maximum	Units
Frequency Range	DC		18	GHz
VSWR			1.3:1	
Velocity of Propagation		83		%
RF Shielding	90			dB

N Male to N Female 18GHz Phase & Amplitude Stable Cable Assembly 100CM Length

PECN3TC0002-100CM

Electrical Specifications

Description	Minimum	Typical	Maximum	Units
Group Delay		1.22 [4]		ns/ft [ns/m]
Operating Voltage (AC)			250	Vrms
Input Power (Average)			197	Watts
Phase Stability with Flexure		5		Degrees
Amplitude Stability with Flexure		0.05		dB

Specifications by Frequency

Description	F1	F2	F3	F4	F5	Units
Frequency	5	10	18			GHz
Insertion Loss (Max.)	1.09	1.55	2.11			dB/ft
	3.58	5.09	6.92			dB/m
Power Handling (Max.)					197	Watts

Electrical Specification Notes:
Values at 25°C, sea level.

Mechanical Specifications

Cable Assembly

Width/Diameter 0 in [0 mm]

Cable

Impedance 50 Ohms
 Inner Conductor Type Solid
 Inner Conductor Material and Plating Copper, Silver
 Dielectric Type PTFE
 Number of Shields 1
 Jacket Diameter 0.313 in [7.95 mm]
 One Time Minimum Bend Radius 1.57 in [39.88 mm]
 Repeated Minimum Bend Radius 3.15 in [80.01 mm]

Connectors

Description	Connector 1	Connector 2
Type	N Male	N Female
Impedance	50 Ohms	50 Ohms
Configuration	Straight	Straight
Contact Material and Plating	Beryllium Copper, Gold	Beryllium Copper, Gold
Dielectric Type	PEEK&PEI	PEEK&PEI
Body Material and Plating	Passivated Stainless Steel	Passivated Stainless Steel
Coupling Nut Material and Plating	Passivated Stainless Steel	Passivated Stainless Steel

N Male to N Female 18GHz Phase & Amplitude Stable Cable Assembly 100CM Length

PECN3TC0002-100CM

Environmental Specifications

Operating Range Temperature -40 to +85 deg C

Compliance Certifications (see [product page](#) for current document)

Plotted and Other Data

Notes:
Values at 25°C, sea level.

Typical Performance Data

How to Order

Part Number Configuration: **PECN3TC0002 - xx uu**

Unit of Measure:
cm = Centimeters
<blank> = Inches
Length
Base Number

Example: PECN3TC0002-12 = 12 inches long cable
PECN3TC0002-100cm = 100 cm long cable

N Male to N Female 18GHz Phase & Amplitude Stable Cable Assembly 100CM Length from Pasternack Enterprises has same day shipment for domestic and International orders. Our RF, microwave and millimeter wave products maintain a 99.4% availability and are part of the broadest selection in the industry.

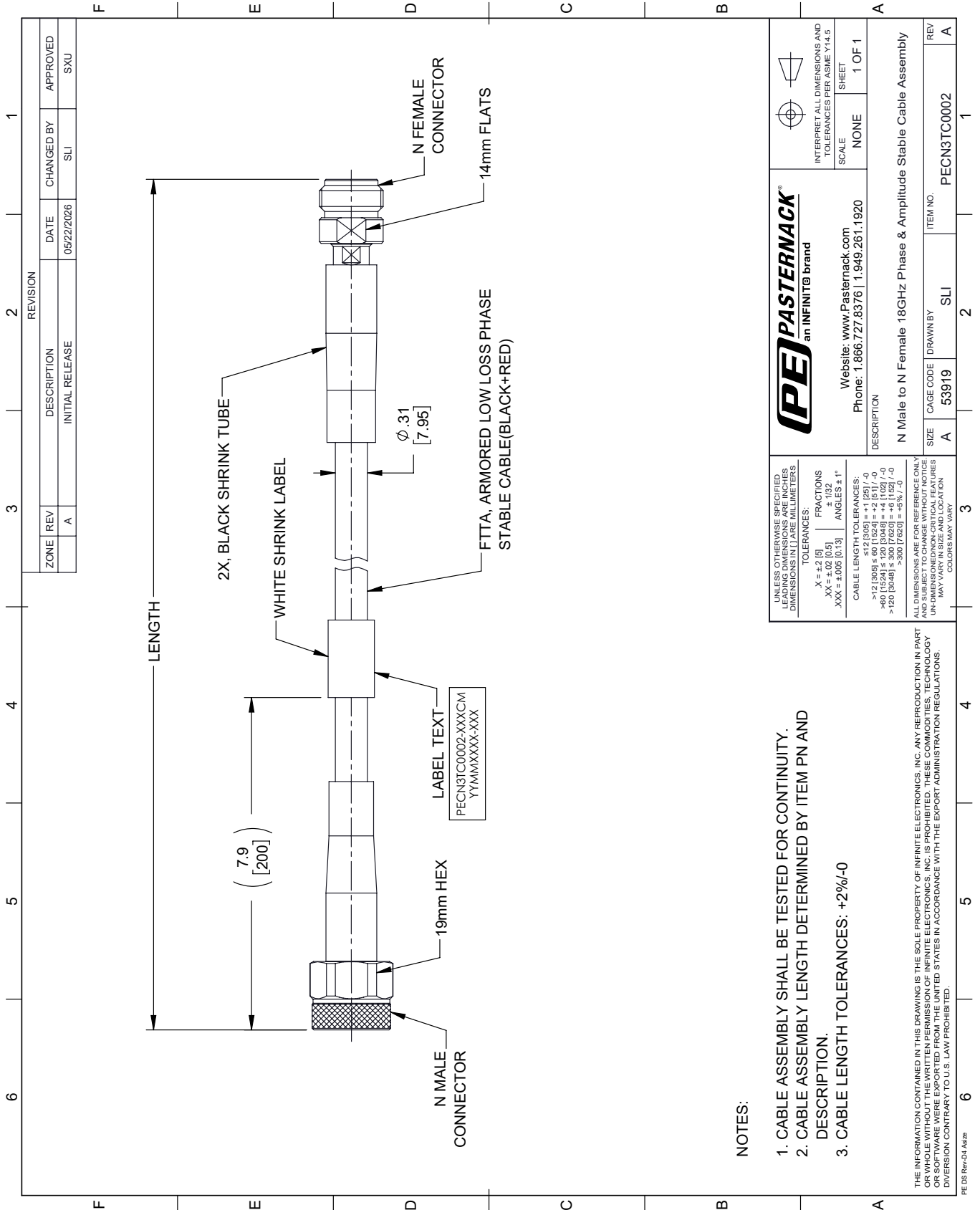
Click the following link (or enter part number in "SEARCH" on website) to obtain additional part information including price, inventory and certifications: [N Male to N Female 18GHz Phase & Amplitude Stable Cable Assembly 100CM Length PECN3TC0002-100CM](#)

URL: <https://www.pasternack.com/N-male-N-female-vna-cable-cable-assembly-PECN3TC0002-100cm-p.aspx>

The information contained within this document is accurate to the best of our knowledge and representative of the part described herein. It may be necessary to make modifications to the part and/or the documentation of the part in order to implement improvements. Pasternack Enterprises reserves the right to make such changes as required. Unless otherwise stated, all specifications are nominal. Pasternack Enterprises does not make any representation or warranty regarding the suitability of the part described herein for any particular purpose, and Pasternack Enterprises does not assume liability arising out of the use of any part or document.

PECN3TC0002-100CM CAD Drawing

N Male to N Female 18GHz Phase & Amplitude Stable Cable Assembly 100CM Length





NOTES:

1. CABLE ASSEMBLY SHALL BE TESTED FOR CONTINUITY.
2. CABLE ASSEMBLY LENGTH DETERMINED BY ITEM PN AND DESCRIPTION.
3. CABLE LENGTH TOLERANCES: +2%/-0

THE INFORMATION CONTAINED IN THIS DRAWING IS THE SOLE PROPERTY OF INFINITE ELECTRONICS, INC. ANY REPRODUCTION IN PART OR WHOLE WITHOUT THE WRITTEN PERMISSION OF INFINITE ELECTRONICS, INC. IS PROHIBITED. THESE COMMODITIES, TECHNOLOGY OR SOFTWARE WERE EXPORTED FROM THE UNITED STATES IN ACCORDANCE WITH THE EXPORT ADMINISTRATION REGULATIONS. DIVISION CONTRARY TO U.S. LAWS PROHIBITED.

PE DS Rev-D4 Asize

 PASTERNAK an INFINITE brand		 INTERPRET ALL DIMENSIONS AND TOLERANCES PER ASME Y14.5 SCALE: NONE SHEET: 1 OF 1
Website: www.Pasternack.com Phone: 1.866.727.8376 1.949.261.1920		DESCRIPTION N Male to N Female 18GHz Phase & Amplitude Stable Cable Assembly
SIZE	CAGE CODE	ITEM NO.
A	53919	PECN3TC0002
REV	REV	REV
A	A	A