



WR-62 Standard Gain Horn Antenna Operating From 12.4 GHz to 18 GHz, 10 dBi Nominal Gain, Type N Female Input Connector, ProLine

Technical Data Sheet

PE9854B/NF-10

Features

- WR-62 Rectangular Waveguide Interface
- 12.4 GHz to 18 GHz
- 10 dBi Nominal Gain
- Type N Female Connector

Applications

- Antenna Measurements
- Laboratory Use
- Wireless Communication
- Microwave Radio Systems

Description

The Proline series PE9854B/NF-10 standard gain horn antenna (also known as waveguide horn) from Pasternack is part of our huge selection of waveguide antennas. This Pasternack standard gain horn antenna is manufactured with a WR-62 input and a waveguide to coaxial transition adapter. Our WR-62 standard gain horn antenna has a nominal gain of 10 dBi. This WR-62 standard gain horn has a Type N waveguide to coax transition adapter that is female gender.

The Pasternack 10 dBi WR-62 horn antenna operates from 12.4 GHz to 18 GHz. The WR-62 PE9854B/NF-10 waveguide horn is US made and TAA compliant. It is part of over 40,000 RF, microwave and millimeter wave components available from Pasternack.

Waveguide standard gain horn antennas, such as the PE9854B/NF-10, are used in a wide variety of applications due to their high power handling capability, low loss, high directivity, and near constant electrical performance. Pasternack's SMA female WR-62 standard gain horns are available in 10, 15 and 20 dBi models with pyramidal shape and rectangular input. Our WR-62 standard gain horn Proline antennas with SMA female interface can ship worldwide the same day as it is purchased as with our other available RF parts.

Configuration

Pattern	Directional
Polarization	Linear
Coaxial Interface	N Female

Electrical Specifications

Description	Minimum	Typical	Maximum	Units
Frequency Range	12.4		18	GHz
Waveguide Standard Gain Horn				
Gain		10		dB
Waveguide to Coaxial Adapter				
Input VSWR		1.4:1		

Click the following link (or enter part number in "SEARCH" on website) to obtain additional part information including price, inventory and certifications: [WR-62 Standard Gain Horn Antenna Operating From 12.4 GHz to 18 GHz, 10 dBi Nominal Gain, Type N Female Input Connector, ProLine PE9854B/NF-10](#)



WR-62 Standard Gain Horn Antenna Operating
From 12.4 GHz to 18 GHz, 10 dBi Nominal Gain,
Type N Female Input Connector, ProLine

Technical Data Sheet

PE9854B/NF-10

Mechanical Specifications

Size

Length	2.61 in [66.29 mm]
Width	0.93 in [23.62 mm]
Height	0.68 in [17.27 mm]
Weight	0.5 lbs [226.8 g]

RF Connector

Type	N Female
------	----------

Environmental Specifications

Compliance Certifications (see [product page](#) for current document)

Plotted and Other Data

2 Dimensional OML Drawing	PE9854B/NF-10
Notes:	

WR-62 Standard Gain Horn Antenna Operating From 12.4 GHz to 18 GHz, 10 dBi Nominal Gain, Type N Female Input Connector, ProLine from Pasternack Enterprises has same day shipment for domestic and International orders. Our RF, microwave and millimeter wave products maintain a 99.4% availability and are part of the broadest selection in the industry.

Click the following link (or enter part number in "SEARCH" on website) to obtain additional part information including price, inventory and certifications: [WR-62 Standard Gain Horn Antenna Operating From 12.4 GHz to 18 GHz, 10 dBi Nominal Gain, Type N Female Input Connector, ProLine PE9854B/NF-10](#)

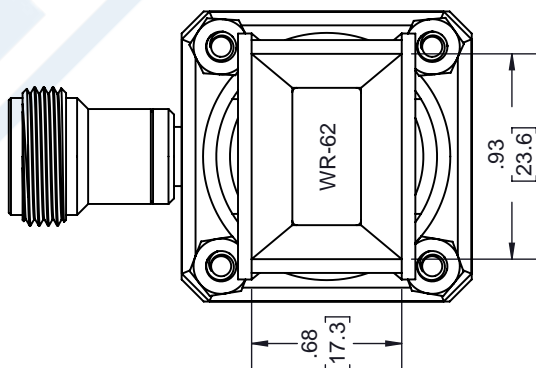
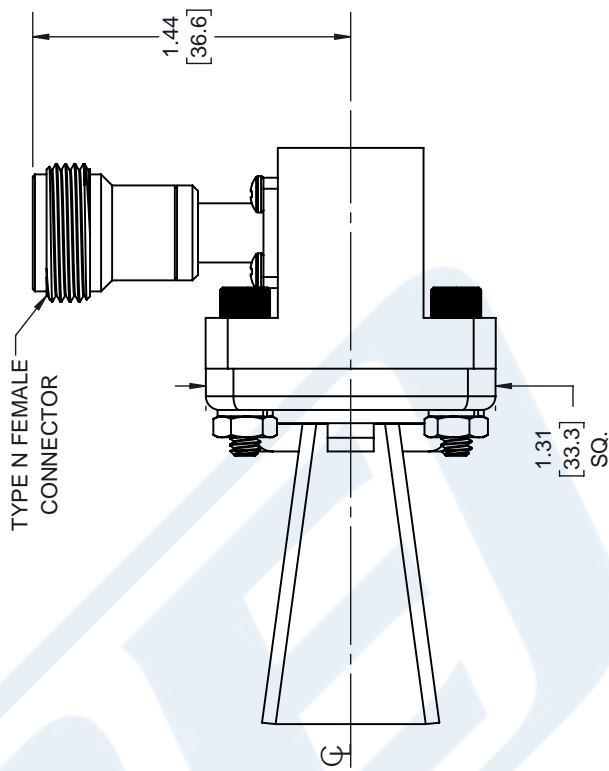
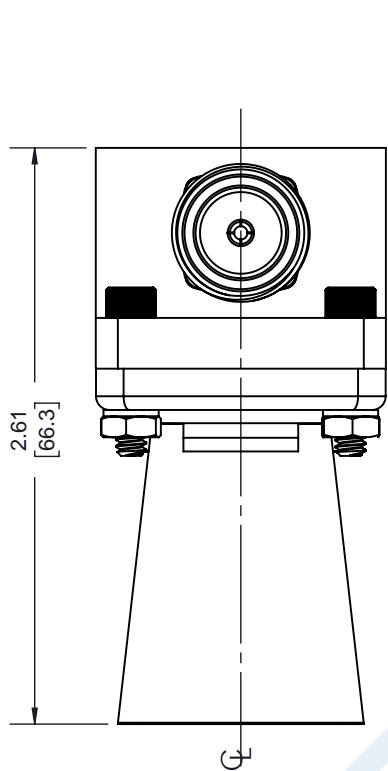
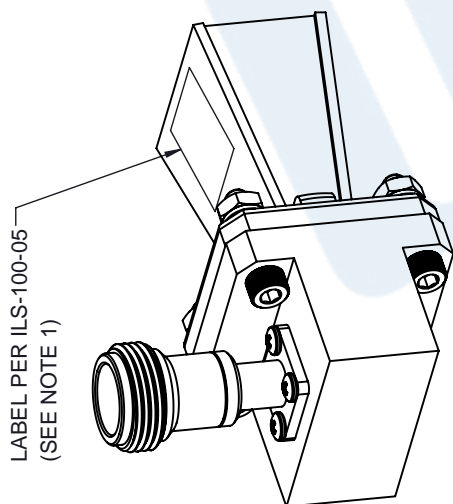
URL: <https://www.pasternack.com/waveguide-standard-gain-horn-antenna-10-db-n-pe9854b-nf-10-p.aspx>

The information contained in this document is accurate to the best of our knowledge and representative of the part described herein. It may be necessary to make modifications to the part and/or the documentation of the part, in order to implement improvements. Pasternack reserves the right to make such changes as required. Unless otherwise stated, all specifications are nominal. Pasternack does not make any representation or warranty regarding the suitability of the part described herein for any particular purpose, and Pasternack does not assume any liability arising out of the use of any part or documentation.

PE9854B/NF-10 CAD Drawing

WR-62 Standard Gain Horn Antenna Operating From 12.4 GHz to 18 GHz,
10 dBi Nominal Gain, Type N Female Input Connector, ProLine

REVISIONS			
REV.	DESCRIPTION	DATE	APPROVED
A	INITIAL RELEASE	02/23/2021	KHIETPAS



NOTES:
1. LABEL PER ILS-100-05 (FOR INTERNAL REFERENCE ONLY)
LABEL LOCATION FOR REFERENCE ONLY

UNLESS OTHERWISE SPECIFIED LEADING DIMENSIONS ARE INCHES DIMENSIONS IN [] ARE MILLIMETERS	
TOLERANCES:	FRACTIONS
.X = ±.2	[.08]
.XX = ±.02	[.51]
.XXX = ±.005	[.13]
CABLE LENGTH (L) TOLERANCES:	
L ≤ 12	[305] = +1 [25] / -0
12 [305] < L ≤ 60	[1524] = +2 [51] / -0
60 [1524] < L ≤ 120	[3048] = +4 [102] / -0
120 [3048] < L ≤ 300	[7620] = +6 [152] / -0
300 [7620] < L	= +5% / -0
ALL DIMENSIONS SHOWN ARE FOR REFERENCE ONLY.	

PE PASTERNAK an INFINITE brand Pasternack Enterprises, Inc. P.O. Box 16759, Irvine, CA 92623. Phone: 1.949.261.1920 1.866.727.8376 Fax: 1.949.261.7451 Website: www.pasternack.com E-mail: sales@pasternack.com	
SIZE	ITEM NO.
A	PE9854B/NF-10
CAGE CODE	BPCHASKI
DRAWN BY	REV
53919	A

THIRD-ANGLE PROJECTION THE INFORMATION AND DESIGN IN THIS DOCUMENT IS THE PROPERTY OF PASTERNAK CORPORATION ALL RIGHTS RESERVED.	
SHEET	OF
1	1
SCALE	N/A