



## TNC Male to BNC Male Adapter

### RF Adapters Technical Data Sheet

PE9110

#### Configuration

- TNC Male Connector 1
- BNC Male Connector 2
- 50 Ohms
- Straight Body Geometry

#### Features

- Typical VSWR of 1.35:1 up to 4 GHz
- Gold Plated Brass Contact

#### Applications

- Allows Connection Between Series
- General Purpose Test

#### Description

Pasternack's PE9110 TNC male to BNC male adapter is part of our full line of RF components available for same-day shipping. Our TNC to BNC adapter has a male to male gender configuration. PE9110 TNC male to BNC male adapter operates to 4 GHz.

RF adapters are often used to enable connections between two connector types that would otherwise not mate. Certain adapter configurations can also be used to protect connectors on expensive equipment where the number of connect/disconnect cycles is high. An RF, microwave or millimeter wave adapter is connected to the equipment, and the commonly changed connection is made with the adapter which can be easily replaced when it wears out after high usage; such adapters are referred to as connector savers. Pasternack also offers bulkhead, panel mount, hermetically sealed, reverse polarity, and isolated ground adapter varieties to serve all of your RF, microwave and millimeter wave needs.

#### Electrical Specifications

Description	Minimum	Typical	Maximum	Units
Frequency Range	DC		4	GHz
VSWR		1.35:1		

Electrical Specification Notes:  
Values at 25°C, sea level.

#### Mechanical Specifications

<b>Size</b>	
Length	1.228 in [31.19 mm]
Width	0.59 in [14.99 mm]
Weight	0.055 lbs [24.95 g]

Description	Connector 1	Connector 2
Type	TNC Male	BNC Male
Polarity	Standard	Standard

Click the following link (or enter part number in "SEARCH" on website) to obtain additional part information including price, inventory and certifications: [TNC Male to BNC Male Adapter PE9110](#)



## TNC Male to BNC Male Adapter

### RF Adapters Technical Data Sheet

PE9110

#### Material Specifications

Description	Connector 1		Connector 2	
	Material	Plating	Material	Plating
Type	TNC Male		BNC Male	
Contact	Brass	Gold	Brass	Gold
Insulation	PTFE		PTFE	
Body	Brass	Nickel	Brass	Nickel
Gasket	Rubber		Rubber	
Coupling Nut	Brass	Nickel	Brass	Nickel

#### Environmental Specifications

##### Temperature

Operating Range

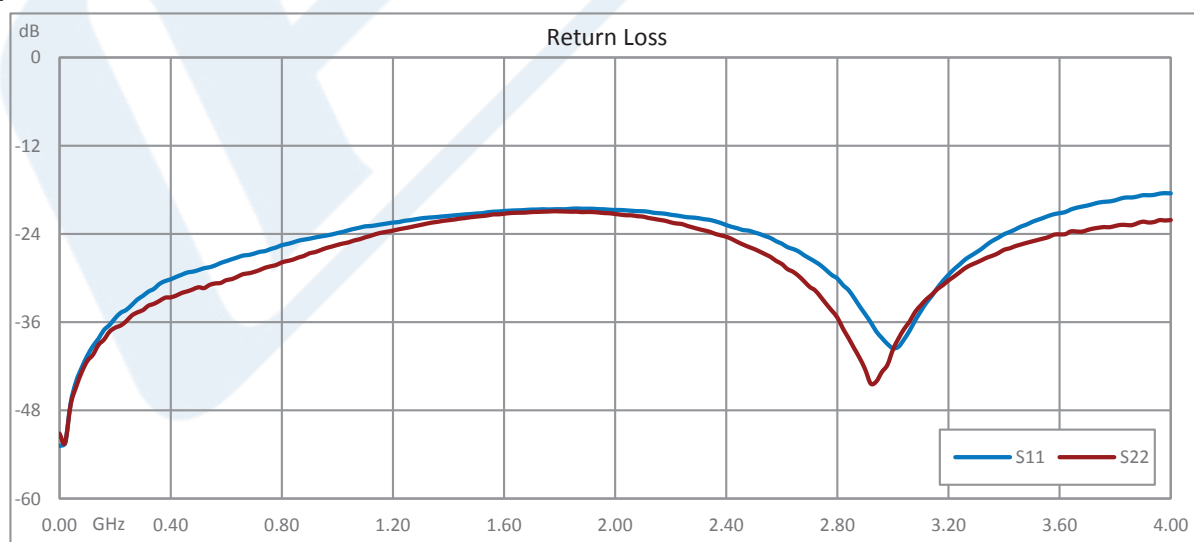
-65 to +165 deg C

**Compliance Certifications** (see [product page](#) for current document)

#### Plotted and Other Data

Notes:

#### Typical Performance Data



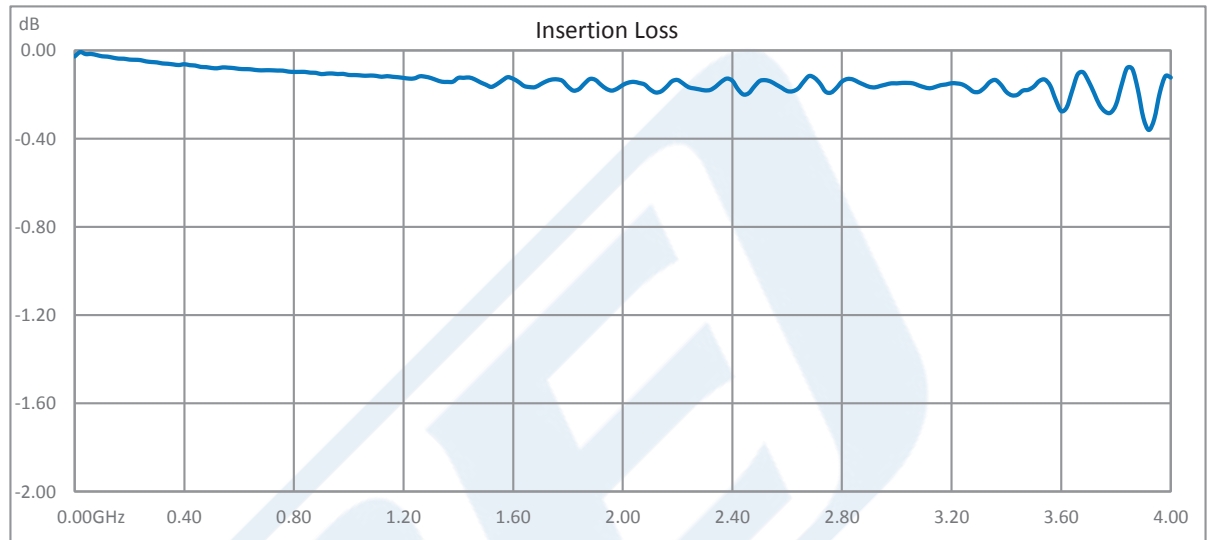
Click the following link (or enter part number in "SEARCH" on website) to obtain additional part information including price, inventory and certifications: [TNC Male to BNC Male Adapter PE9110](#)



## TNC Male to BNC Male Adapter

### RF Adapters Technical Data Sheet

PE9110



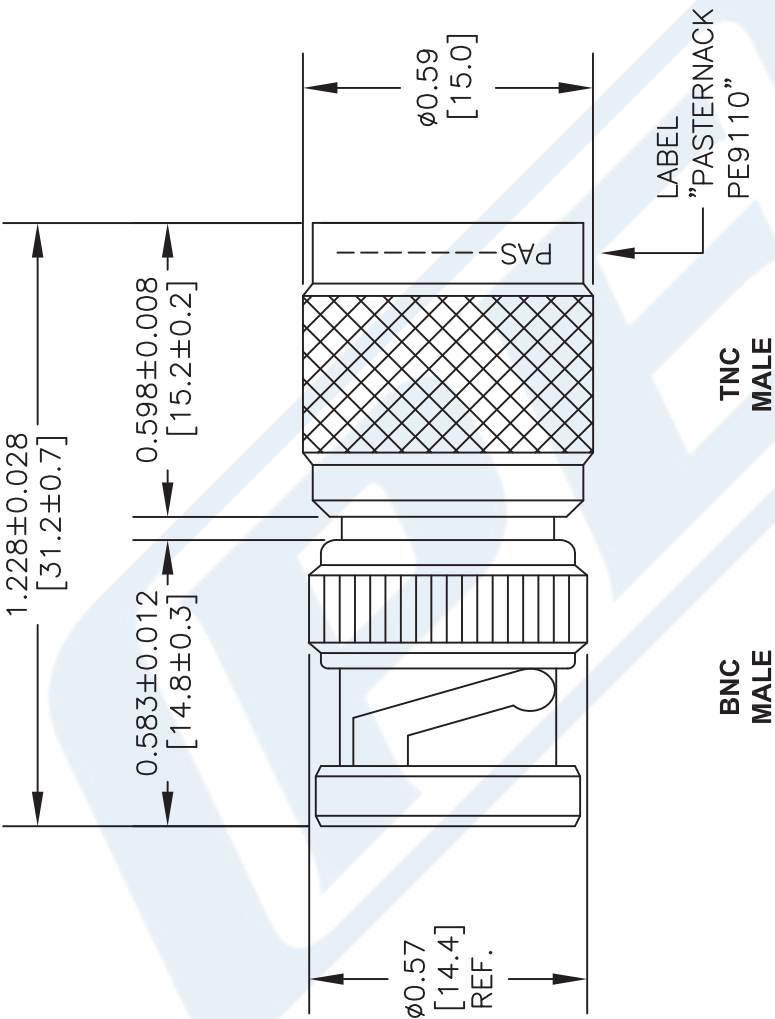
TNC Male to BNC Male Adapter from Pasternack Enterprises has same day shipment for domestic and International orders. Our RF, microwave and millimeter wave products maintain a 99% availability and are part of the broadest selection in the industry.

Click the following link (or enter part number in "SEARCH" on website) to obtain additional part information including price, inventory and certifications: [TNC Male to BNC Male Adapter PE9110](#)

URL: <https://www.pasternack.com/tnc-male-bnc-male-straight-adapter-pe9110-p.aspx>

The information contained in this document is accurate to the best of our knowledge and representative of the part described herein. It may be necessary to make modifications to the part and/or the documentation of the part, in order to implement improvements. Pasternack reserves the right to make such changes as required. Unless otherwise stated, all specifications are nominal. Pasternack does not make any representation or warranty regarding the suitability of the part described herein for any particular purpose, and Pasternack does not assume any liability arising out of the use of any part or documentation.

PE9110 CAD Drawing  
TNC Male to BNC Male Adapter



STANDARD TOLERANCES

.X ±0.2  
.XX ±0.1  
.XXX ±0.05

\*STANDARD TOLERANCES APPLY  
ONLY TO DIMENSIONS IN INCHES



Pasternack Enterprises, Inc.  
P.O. Box 16759 | Irvine | CA | 92623  
Phone: (949) 261-1920 | Fax: (949) 261-7451  
Website: www.pasternack.com | E-Mail: sales@pasternack.com

DWG TITLE

PE9110

FSCM NO. 53919

CAD FILE 021216

SCALE N/A

SIZE A

3045

NOTES:  
1. UNLESS OTHERWISE SPECIFIED ALL DIMENSIONS ARE NOMINAL.  
2. ALL SPECIFICATIONS ARE SUBJECT TO CHANGE WITHOUT NOTICE AT ANY TIME.  
3. DIMENSIONS ARE IN INCHES [mm].