



SPDT PIN Diode Switch Operating From 500 MHz to 40 GHz
Up to 0.1 Watts (+20 dBm) and Field Replaceable 2.92mm

PIN Diode Switches Technical Data Sheet

PE71S6226

Features

- SPDT Reflective Switch
- 0.5 GHz to 40.0 GHz
- Insertion Loss 5.5 dB typ
- Isolation 55 dB min
- Power Input 20 dBm CW max
- Switching Speed 50 nsec max

Applications

- Test & Measurement
- Military Communication
- Commercial Communication

Description

The PE71S6226 is a Single Pole Single Throw (SPST) Reflective PIN Diode Switch that operates from 0.5 to 40 GHz. Performance includes 5.5 dB typ insertion loss, 55 dB min Isolation, and 50 nsec max switching speed. The design incorporates TTL-compatible driver circuitry for accurate logic control. Operational temperature range is -40°C to +85°C and dual voltage controls of +5 VDC and -5 VDC are required. The rugged package design is compact, features field replaceable female 2.92mm connectors, and is designed to meet MIL-STD 202F environmental test conditions which include humidity, shock, vibration, altitude, and temperature cycle.

Electrical Specifications

Description	Minimum	Typical	Maximum	Units
Frequency Range	0.5		40	GHz
Impedance		50		Ohms
Insertion Loss		5.5		dB
Isolation	55			dB
Switching Time			50	ns
Input Power (CW)			0.1	Watts
Input Power (Peak) @ 1 us			30	Watts
Survival Power			1	Watts
Positive Operating Voltage		5		Vdc
Negative Operating Voltage		-5		Vdc
Current @ 5 Vdc		200		mA
Current @ -5 Vdc		100		mA
Operating Temperature	-40		+85	deg C

Click the following link (or enter part number in "SEARCH" on website) to obtain additional part information including price, inventory and certifications: [SPDT PIN Diode Switch Operating From 500 MHz to 40 GHz Up to 0.1 Watts \(+20 dBm\) and Field Replaceable 2.92mm PE71S6226](#)



SPDT PIN Diode Switch Operating From 500 MHz to 40 GHz
Up to 0.1 Watts (+20 dBm) and Field Replaceable 2.92mm

PIN Diode Switches Technical Data Sheet

PE71S6226

Mechanical Specifications

Size

Length	1 in [25.4 mm]
Width	1 in [25.4 mm]
Height	0.5 in [12.7 mm]
Weight	0.062 lbs [28.12 g]
Finish	Blue Paint

Configuration

Design	Reflective, SPDT
RF Connector	2.92mm Female
RF Connector Option	Field Replaceable
TTL Control Connector	Solder Pin

Environmental Specifications

Temperature

Operating Range	-40 to +85 deg C
Storage Range	-55 to +125 deg C

Humidity

Shock

Vibration

Altitude

Temperature Cycling

ESD Sensitivity

MIL-STD-202F, Method 103B, Condition B
MIL-STD-202F, Method 213B, Condition B
MIL-STD-202F, Method 204D, Condition B
MIL-STD-202F, Method 105C, Condition B
MIL-STD-202F, Method 107D, Condition A
ESD Sensitive Material, Transport material in Approved
ESD bags. Handle only in ESD Workstation.



Compliance Certifications (visit www.Pasternack.com for current document)

Not RoHS Compliant

REACH Compliant

12/17/2015

Plotted and Other Data

Notes:

Click the following link (or enter part number in "SEARCH" on website) to obtain additional part information including price, inventory and certifications: [SPDT PIN Diode Switch Operating From 500 MHz to 40 GHz Up to 0.1 Watts \(+20 dBm\) and Field Replaceable 2.92mm PE71S6226](#)



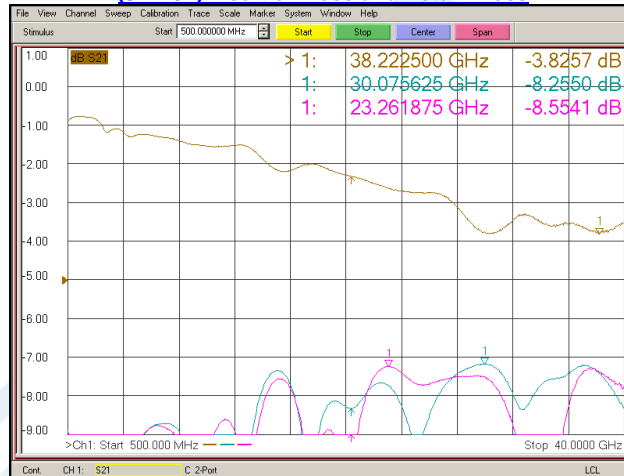
SPDT PIN Diode Switch Operating From 500 MHz to 40 GHz
Up to 0.1 Watts (+20 dBm) and Field Replaceable 2.92mm

PIN Diode Switches Technical Data Sheet

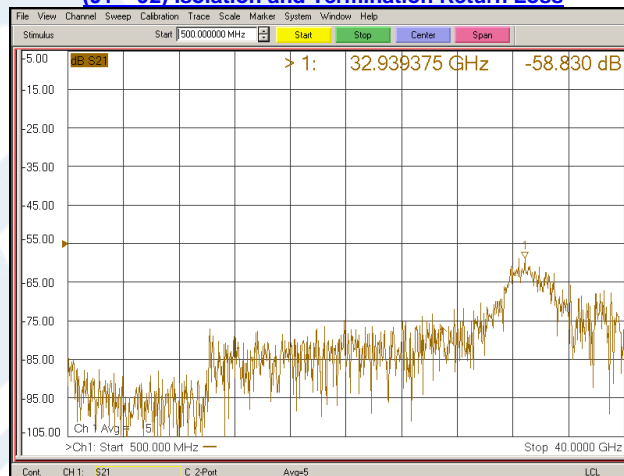
PE71S6226

Typical Performance Data

(J1 – J2) Insertion Loss and Return Loss



(J1 – J2) Isolation and Termination Return Loss



Click the following link (or enter part number in "SEARCH" on website) to obtain additional part information including price, inventory and certifications: [SPDT PIN Diode Switch Operating From 500 MHz to 40 GHz Up to 0.1 Watts \(+20 dBm\) and Field Replaceable 2.92mm PE71S6226](#)

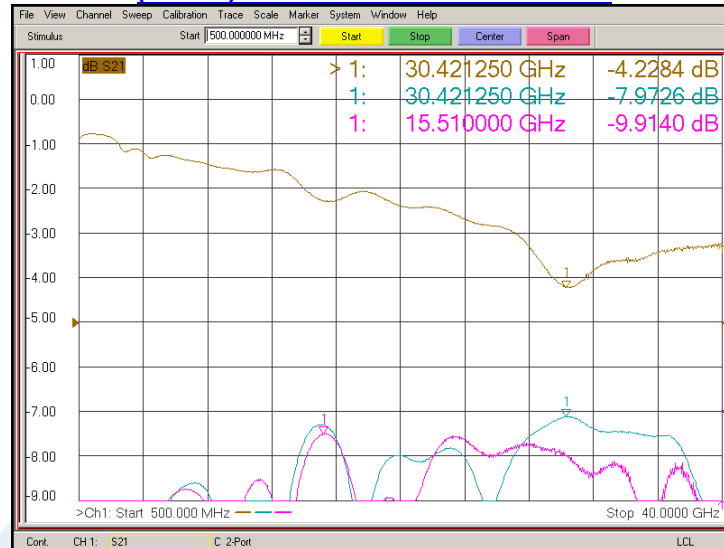


SPDT PIN Diode Switch Operating From 500 MHz to 40 GHz
Up to 0.1 Watts (+20 dBm) and Field Replaceable 2.92mm

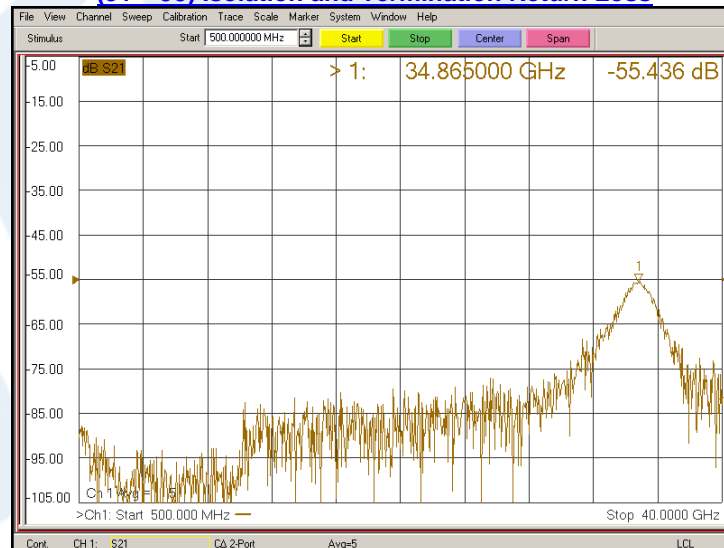
PIN Diode Switches Technical Data Sheet

PE71S6226

(J1 – J3) Insertion Loss and Return Loss



(J1 – J3) Isolation and Termination Return Loss



SPDT PIN Diode Switch Operating From 500 MHz to 40 GHz Up to 0.1 Watts (+20 dBm) and Field Replaceable 2.92mm from Pasternack Enterprises has same day shipment for domestic and International orders. Our RF, microwave and millimeter wave products maintain a 99% availability and are part of the broadest selection in the industry.

Click the following link (or enter part number in "SEARCH" on website) to obtain additional part information including price, inventory and certifications: [SPDT PIN Diode Switch Operating From 500 MHz to 40 GHz Up to 0.1 Watts \(+20 dBm\) and Field Replaceable 2.92mm PE71S6226](#)



SPDT PIN Diode Switch Operating From 500 MHz to 40 GHz
Up to 0.1 Watts (+20 dBm) and Field Replaceable 2.92mm

PIN Diode Switches Technical Data Sheet

PE71S6226

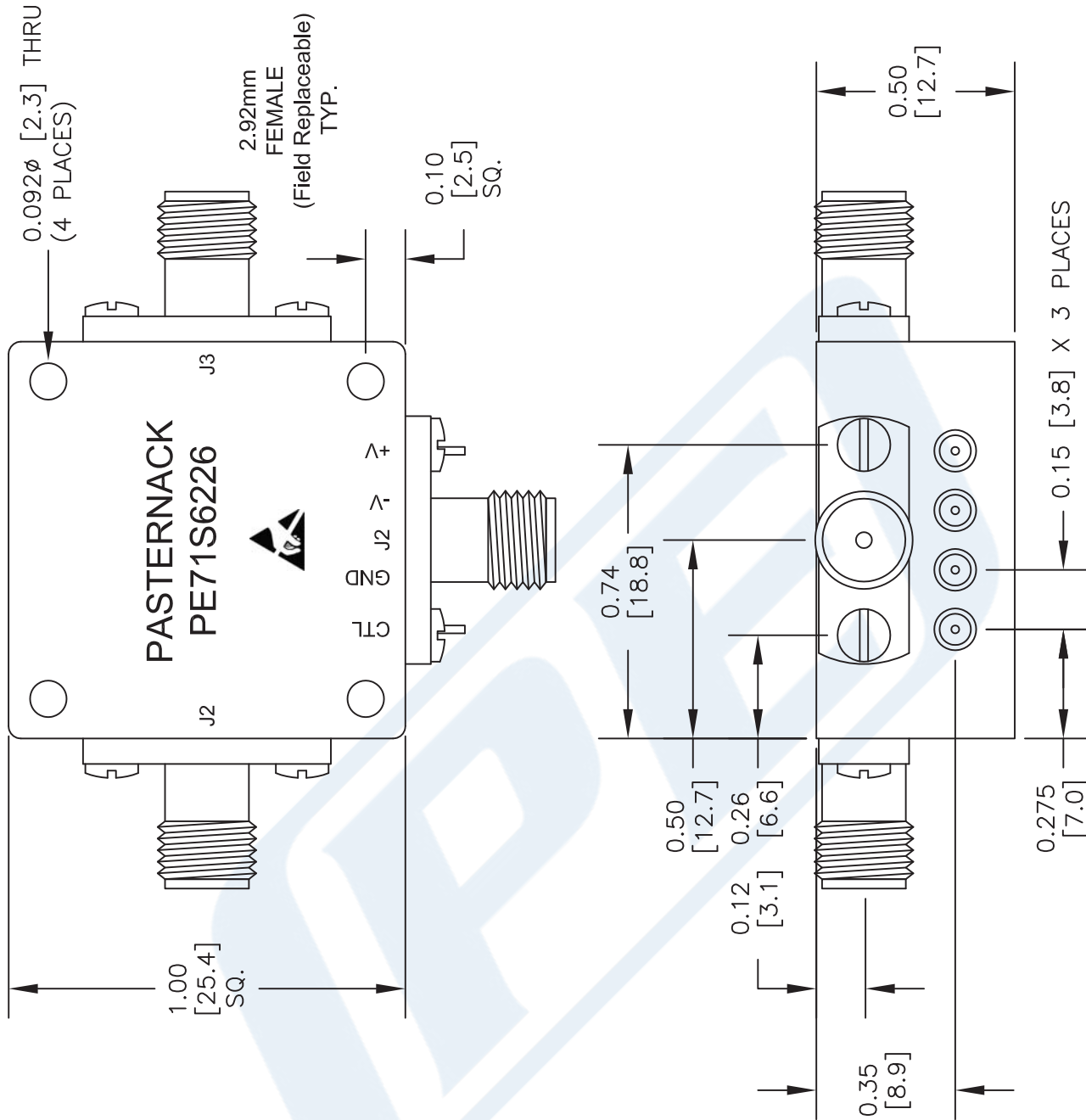
Click the following link (or enter part number in "SEARCH" on website) to obtain additional part information including price, inventory and certifications: [SPDT PIN Diode Switch Operating From 500 MHz to 40 GHz Up to 0.1 Watts \(+20 dBm\) and Field Replaceable 2.92mm PE71S6226](https://www.pasternack.com/spdt-pin-diode-switch-40-ghz-20-dbm-2.92mm-pe71s6226-p.aspx)

URL: <https://www.pasternack.com/spdt-pin-diode-switch-40-ghz-20-dbm-2.92mm-pe71s6226-p.aspx>

The information contained in this document is accurate to the best of our knowledge and representative of the part described herein. It may be necessary to make modifications to the part and/or the documentation of the part, in order to implement improvements. Pasternack reserves the right to make such changes as required. Unless otherwise stated, all specifications are nominal. Pasternack does not make any representation or warranty regarding the suitability of the part described herein for any particular purpose, and Pasternack does not assume any liability arising out of the use of any part or documentation.

PE71S6226 CAD Drawing

SPDT PIN Diode Switch Operating From 500 MHz to 40 GHz Up
to 0.1 Watts (+20 dBm) and Field Replaceable 2.92mm



LOGIC TABLE			
CTL	J1-J2	J1-J3	
0	ON	OFF	
1	OFF	ON	

ALL DIMENSIONS ARE IN INCHES.
TOLERANCES:
X.XX ± 0.020
X.XXX ± 0.010

* THESE DIMENSIONS AND TOLERANCES
SUPERSEDE NOTE #1 ON TITLE BLOCK.

P**E** **PASTERNAK**[®]
THE ENGINEER'S RF SOURCE

Pasternack Enterprises, Inc.
P.O. Box 16759 | Irvine | CA | 92623
Phone: (949) 261-1920 | Fax: (949) 261-7451
Website: www.pasternack.com | E-Mail: sales@pasternack.com

DWG TITLE

PE71S6226

NOTES:
1. UNLESS OTHERWISE SPECIFIED ALL DIMENSIONS ARE NOMINAL.
2. ALL SPECIFICATIONS ARE SUBJECT TO CHANGE WITHOUT NOTICE AT ANY TIME.
3. DIMENSIONS ARE IN INCHES [mm].

FSCM NO. 53919

CAD FILE 041916

SCALE N/A

SIZE A

2233