



## SMA Female to SMA Male Right Angle Cable 200 cm Length Using RG174 Coax

### RF Cable Assemblies Technical Data Sheet

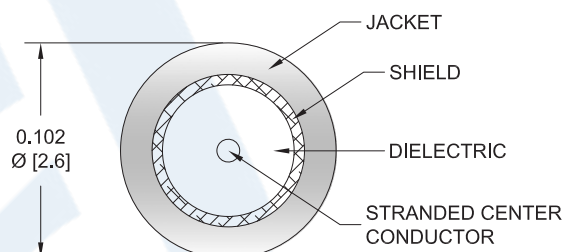
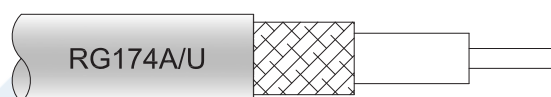
PE3W03981-200CM

#### Configuration

- Connector 1: SMA Female
- Connector 2: SMA Male Right Angle
- Cable Type: RG174

#### Features

- Max Frequency 1 GHz
- 66% Phase Velocity
- PVC Jacket



#### Applications

- General Purpose
- Laboratory Use

#### Description

Pasternack's PE3W03981-200CM SMA female to SMA male right angle 200 cm cable using RG174 coax is part of our full line of RF components available for same-day shipping. Pasternack's flexible RF cable assemblies are ideal for applications where tight bends and flexure are required. This Pasternack SMA to SMA cable assembly has a female to male gender configuration with 50 ohm flexible RG174 coax. The PE3W03981-200CM SMA female to SMA male cable assembly operates to 1 GHz. The right angle SMA interface on the RG174 cable allows for easier connections in tight spaces.

Custom versions of most RF cable assemblies can be built and shipped same day. Custom cable assembly lengths can be obtained by specifying the desired length on the web site at time of order or by contacting a sales representative. Other available RF cable assembly value added services include connector orientation or clocking, heat shrink booting and custom labeling. RF testing can also be performed to document the electrical performance of your cable assembly.

#### Electrical Specifications

Description	Minimum	Typical	Maximum	Units
Frequency Range	DC		1,000	MHz
VSWR			1.4:1	
Velocity of Propagation		66		%
Capacitance		31.1 [102.03]		pF/ft [pF/m]

Click the following link (or enter part number in "SEARCH" on website) to obtain additional part information including price, inventory and certifications: [SMA Female to SMA Male Right Angle Cable 200 cm Length Using RG174 Coax PE3W03981-200CM](#)



SMA Female to SMA Male Right Angle Cable  
200 cm Length Using RG174 Coax

RF Cable Assemblies Technical Data Sheet

PE3W03981-200CM

**Specifications by Frequency**

Description	F1	F2	F3	F4	F5	Units
Frequency	50	100	250	500	1,000	MHz
Insertion Loss (Max.)	0.851	1.106	1.546	2.399		dB

**Electrical Specification Notes:**

The Insertion Loss data above is based on the performance specifications of the coax use in this assembly. The Insertion Loss includes an estimated insertion loss of 0.3dB of connector Loss

**Mechanical Specifications**

**Cable Assembly**

Length\* 78.74 in [200 cm]  
Diameter 0.315 in [8 mm]

**Cable**

Cable Type RG174  
Impedance 50 Ohms  
Inner Conductor Type Stranded  
Inner Conductor Material and Plating Copper Clad Steel, Silver  
Dielectric Type PE  
Number of Shields 1  
Shield Layer 1 Tinned Copper Braid  
Jacket Material PVC, Black  
Jacket Diameter 0.11 in [2.79 mm]

Click the following link (or enter part number in "SEARCH" on website) to obtain additional part information including price, inventory and certifications: [SMA Female to SMA Male Right Angle Cable 200 cm Length Using RG174 Coax PE3W03981-200CM](#)



SMA Female to SMA Male Right Angle Cable  
200 cm Length Using RG174 Coax

RF Cable Assemblies Technical Data Sheet

PE3W03981-200CM

**Connectors**

Description	Connector 1	Connector 2
Type	SMA Female	SMA Male Right Angle
Specification	MIL-STD-348A	MIL-STD-348A
Impedance	50 Ohms	50 Ohms
Contact Material and Plating	Beryllium Copper, Gold	Brass, Gold
Contact Plating Specification	50µ in. minimum	50 µin minimum
Dielectric Type	Teflon	PTFE
Outer Conductor Material and Plating	Brass, Gold	
Outer Conductor Plating Specification	3µ in. minimum	
Body Material and Plating	Brass, Gold	Brass, Nickel
Body Plating Specification	3µ in. minimum	100 µin minimum
Coupling Nut Material and Plating		Brass, Nickel
Coupling Nut Plating Specification		100 µin minimum
Hex Size		5/16 inch
Torque		3 in-lbs [0.34 Nm]

Mechanical Specification Notes:

\*All cable assemblies have a length tolerance of 1.5% or ± 3/8", whichever is greater.

**Environmental Specifications**

**Temperature**

Operating Range -40 to +80 deg C

**Compliance Certifications** (see [product page](#) for current document)

**Plotted and Other Data**

Notes:

Click the following link (or enter part number in "SEARCH" on website) to obtain additional part information including price, inventory and certifications: [SMA Female to SMA Male Right Angle Cable 200 cm Length Using RG174 Coax PE3W03981-200CM](#)



SMA Female to SMA Male Right Angle Cable  
200 cm Length Using RG174 Coax

RF Cable Assemblies Technical Data Sheet

PE3W03981-200CM

**How to Order**

Part Number Configuration:

**PE3W03981**

- **xx**

**uu**

Unit of Measure:  
cm = Centimeters  
<blank> = Inches  
Length  
Base Number

Example: PE3W03981-12 = 12 inches long cable  
PE3W03981-100cm = 100 cm long cable

SMA Female to SMA Male Right Angle Cable 200 cm Length Using RG174 Coax from Pasternack Enterprises has same day shipment for domestic and International orders. Our RF, microwave and millimeter wave products maintain a 99.4% availability and are part of the broadest selection in the industry.

Click the following link (or enter part number in "SEARCH" on website) to obtain additional part information including price, inventory and certifications: [SMA Female to SMA Male Right Angle Cable 200 cm Length Using RG174 Coax PE3W03981-200CM](https://www.pasternack.com/sma-female-sma-male-right-angle-cable-200-cm-length-using-rg174-coax-pe3w03981-200cm)

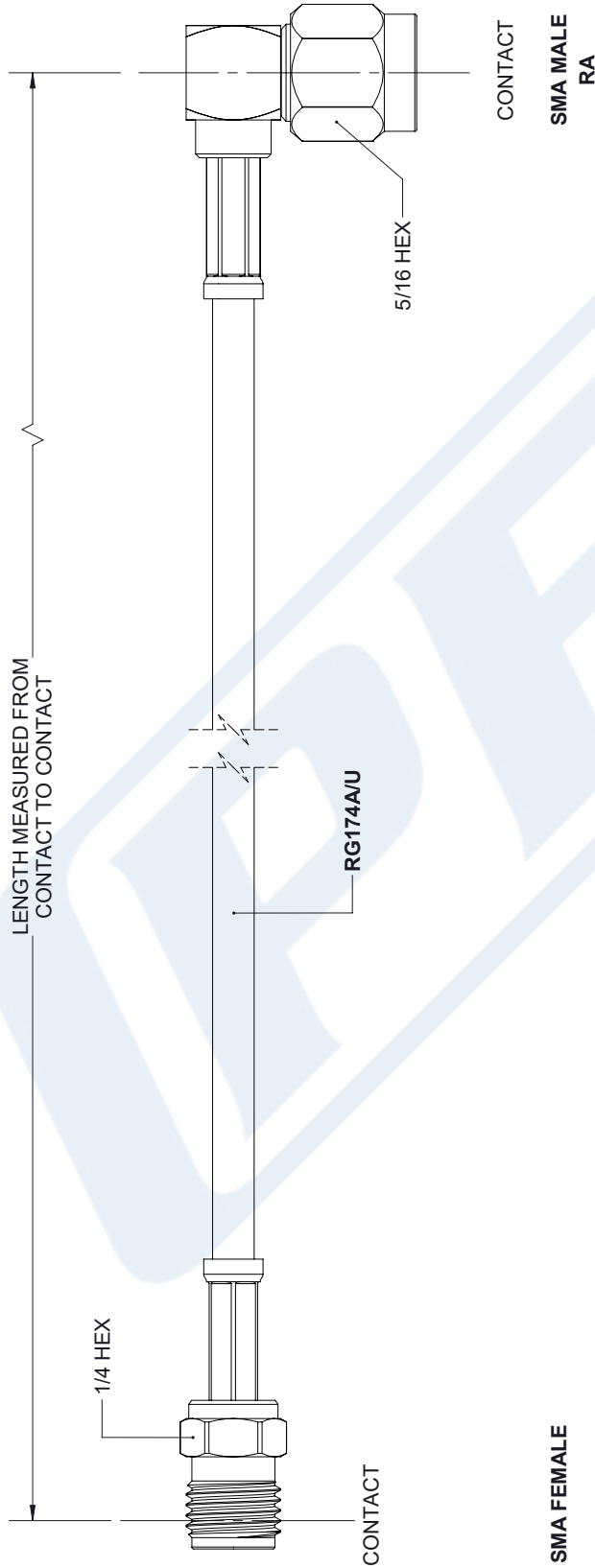
URL: <https://www.pasternack.com/sma-female-sma-male-rg174au-cable-assembly-pe3w03981-200cm-p.aspx>

The information contained in this document is accurate to the best of our knowledge and representative of the part described herein. It may be necessary to make modifications to the part and/or the documentation of the part, in order to implement improvements. Pasternack reserves the right to make such changes as required. Unless otherwise stated, all specifications are nominal. Pasternack does not make any representation or warranty regarding the suitability of the part described herein for any particular purpose, and Pasternack does not assume any liability arising out of the use of any part or documentation.

# PE3W03981-200CM CAD Drawing

SMA Female to SMA Male Right Angle Cable 200 cm Length Using RG174 Coax

REVISIONS			
REV.	DESCRIPTION	DATE	APPROVED
A	INITIAL RELEASE	04/23/19	S.ELLIS



<p>UNLESS OTHERWISE SPECIFIED LEADING DIMENSIONS ARE INCHES DIMENSIONS IN [ ] ARE MILLIMETERS</p> <p>TOLERANCES:</p> <table border="0"> <tr> <td>X±.2</td> <td>[5.08]</td> <td>FRACTIONS</td> </tr> <tr> <td>.XX±.01</td> <td>[.25]</td> <td>±.132</td> </tr> <tr> <td>.XXX±.005</td> <td>[.13]</td> <td>ANGLES ± 1°</td> </tr> </table> <p>ALL DIMENSIONS SHOWN ARE FOR REFERENCE ONLY.</p> <p>THIRD-ANGLE PROJECTION</p>		X±.2	[5.08]	FRACTIONS	.XX±.01	[.25]	±.132	.XXX±.005	[.13]	ANGLES ± 1°	<p>THE INFORMATION AND DESIGN IN THIS DOCUMENT IS THE PROPERTY OF PASTERNAK CORPORATION. ALL RIGHTS RESERVED.</p> <p>SHEET 1 OF 1</p> <p>SCALE N/A</p>	
X±.2	[5.08]	FRACTIONS										
.XX±.01	[.25]	±.132										
.XXX±.005	[.13]	ANGLES ± 1°										
<p><b>PE PASTERNAK</b> an INFINITO brand</p> <p>Pasternack Enterprises, Inc. P.O. Box 16759, Irvine, CA 92623. Phone: 1.949.261.1920   1.866.727.8376 Fax: 1.949.261.7451 www.pasternack.com   e-mail: sales@pasternack.com</p>		<p>REV A</p>										
SIZE	CAGE	DRAWN BY	PART NUMBER									
A	53919	K.DANG	PE3W03981									

THESE COMMODITIES, TECHNOLOGY OR SOFTWARE WERE EXPORTED FROM THE UNITED STATES IN ACCORDANCE WITH THE EXPORT ADMINISTRATION REGULATIONS. DIVERSION CONTRARY TO U.S. LAW PROHIBITED.