



SMA Male Right Angle to MCX Jack Cable Using RG316-DS Coax

RF Cable Assemblies Technical Data Sheet

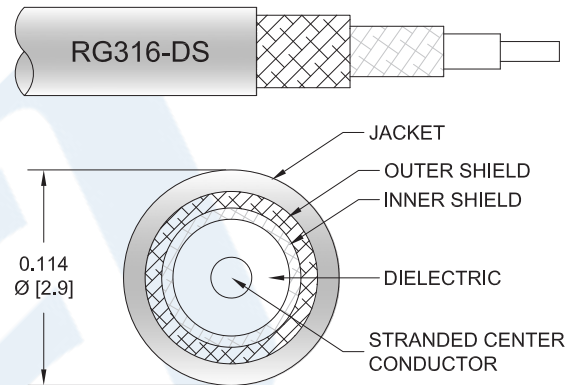
PE3W01114

Configuration

- Connector 1: SMA Male Right Angle
- Connector 2: MCX Jack
- Cable Type: RG316-DS

Features

- Max Frequency 3 GHz
- 70% Phase Velocity
- Double Shielded
- FEP Jacket



Applications

- General Purpose
- Laboratory Use

Description

Pasternack's PE3W01114 SMA male right angle to MCX jack cable using RG316-DS coax is part of our full line of RF components available for same-day shipping. Pasternack's flexible RF cable assemblies are ideal for applications where tight bends and flexure are required. This Pasternack SMA to MCX cable assembly has a male to jack gender configuration with 50 ohm flexible RG316-DS coax. The PE3W01114 SMA male to MCX jack cable assembly operates to 3 GHz. The right angle SMA interface on the RG316-DS cable allows for easier connections in tight spaces. The double shielding of this Pasternack cable assembly provides excellent shielding effectiveness.

Custom versions of most RF cable assemblies can be built and shipped same day. Custom cable assembly lengths can be obtained by specifying the desired length on the web site at time of order or by contacting a sales representative. Other available RF cable assembly value added services include connector orientation or clocking, heat shrink booting and custom labeling. RF testing can also be performed to document the electrical performance of your cable assembly.

Electrical Specifications

Description	Minimum	Typical	Maximum	Units
Frequency Range	DC		3	GHz
VSWR			1.4:1	
Velocity of Propagation		70		%
Capacitance		29.4 [96.46]		pF/ft [pF/m]

Click the following link (or enter part number in "SEARCH" on website) to obtain additional part information including price, inventory and certifications: [SMA Male Right Angle to MCX Jack Cable Using RG316-DS Coax PE3W01114](#)



SMA Male Right Angle to MCX Jack Cable Using RG316-DS Coax

RF Cable Assemblies Technical Data Sheet

PE3W01114

Specifications by Frequency

Description	F1	F2	F3	F4	F5	Units
Frequency	0.1	0.25	0.5	1	3	GHz
Insertion Loss (Max.)	0.08	0.13	0.19	0.26	0.46	dB/ft
	0.26	0.43	0.62	0.85	1.51	dB/m

Mechanical Specifications

Cable Assembly

Diameter 0.61 in [15.49 mm]

Weight 0.019 lbs [8.62 g]

Cable

Cable Type RG316-DS
 Impedance 50 Ohms
 Inner Conductor Type Stranded
 Inner Conductor Material and Plating Copper Clad Steel, Silver
 Dielectric Type PTFE
 Number of Shields 2
 Shield Layer 1 Silver Plated Copper Braid
 Shield Layer 2 Silver Plated Copper Braid
 Jacket Material FEP, Tan
 Jacket Diameter 0.114 in [2.9 mm]
 One Time Minimum Bend Radius 0.59 in [14.99 mm]

Click the following link (or enter part number in "SEARCH" on website) to obtain additional part information including price, inventory and certifications: [SMA Male Right Angle to MCX Jack Cable Using RG316-DS Coax PE3W01114](#)



SMA Male Right Angle to MCX Jack Cable Using RG316-DS Coax

RF Cable Assemblies Technical Data Sheet

PE3W01114

Connectors

Description	Connector 1	Connector 2
Type	SMA Male Right Angle	MCX Jack
Specification	MIL-STD-348A	
Impedance	50 Ohms	50 Ohms
Contact Material and Plating	Brass, Gold	
Contact Plating Specification	50µ in. minimum	
Dielectric Type	Teflon	
Body Material and Plating	Brass, Nickel	Brass, Nickel
Body Plating Specification	100µ in. minimum	
Coupling Nut Material and Plating	Brass, Nickel	
Coupling Nut Plating Specification	100µ in. minimum	
Hex Size	5/16 in	
Torque	5 in-lbs [0.57 Nm]	

Mechanical Specification Notes:

*All cable assemblies have a length tolerance of 1.5% or ± 3/8", whichever is greater.

Compliance Certifications (see [product page](#) for current document)

Plotted and Other Data

Notes:

Click the following link (or enter part number in "SEARCH" on website) to obtain additional part information including price, inventory and certifications: [SMA Male Right Angle to MCX Jack Cable Using RG316-DS Coax PE3W01114](#)

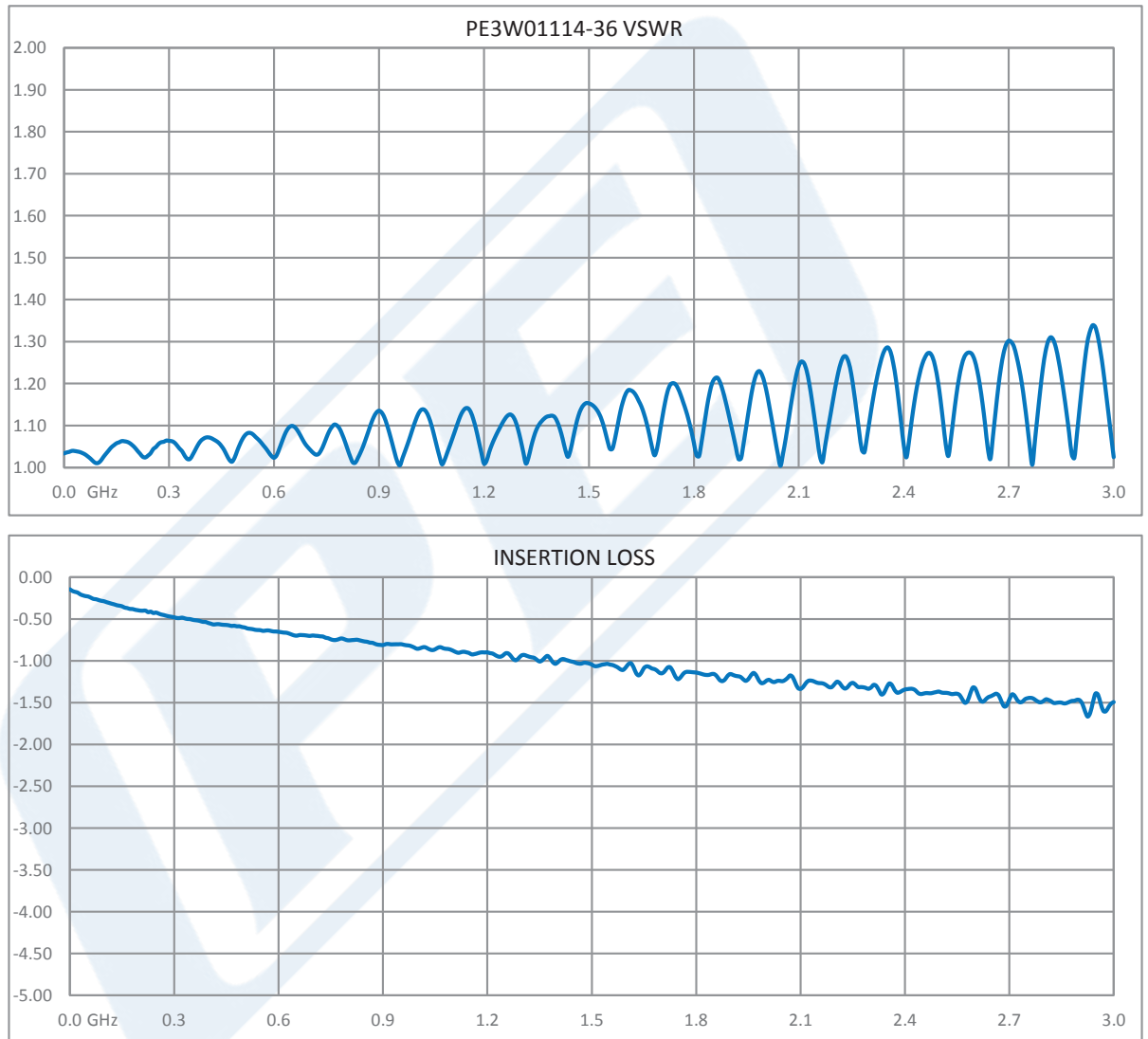


SMA Male Right Angle to MCX Jack Cable Using RG316-DS Coax

RF Cable Assemblies Technical Data Sheet

PE3W01114

Typical Performance Data



Click the following link (or enter part number in "SEARCH" on website) to obtain additional part information including price, inventory and certifications: [SMA Male Right Angle to MCX Jack Cable Using RG316-DS Coax PE3W01114](#)



SMA Male Right Angle to MCX Jack Cable Using RG316-DS Coax

RF Cable Assemblies Technical Data Sheet

PE3W01114

How to Order

Part Number Configuration:

PE3W01114

- **xx**

uu

Unit of Measure:
cm = Centimeters
<blank> = Inches
Length
Base Number

Example: PE3W01114-12 = 12 inches long cable
PE3W01114-100cm = 100 cm long cable

SMA Male Right Angle to MCX Jack Cable Using RG316-DS Coax from Pasternack Enterprises has same day shipment for domestic and International orders. Our RF, microwave and millimeter wave products maintain a 99.4% availability and are part of the broadest selection in the industry.

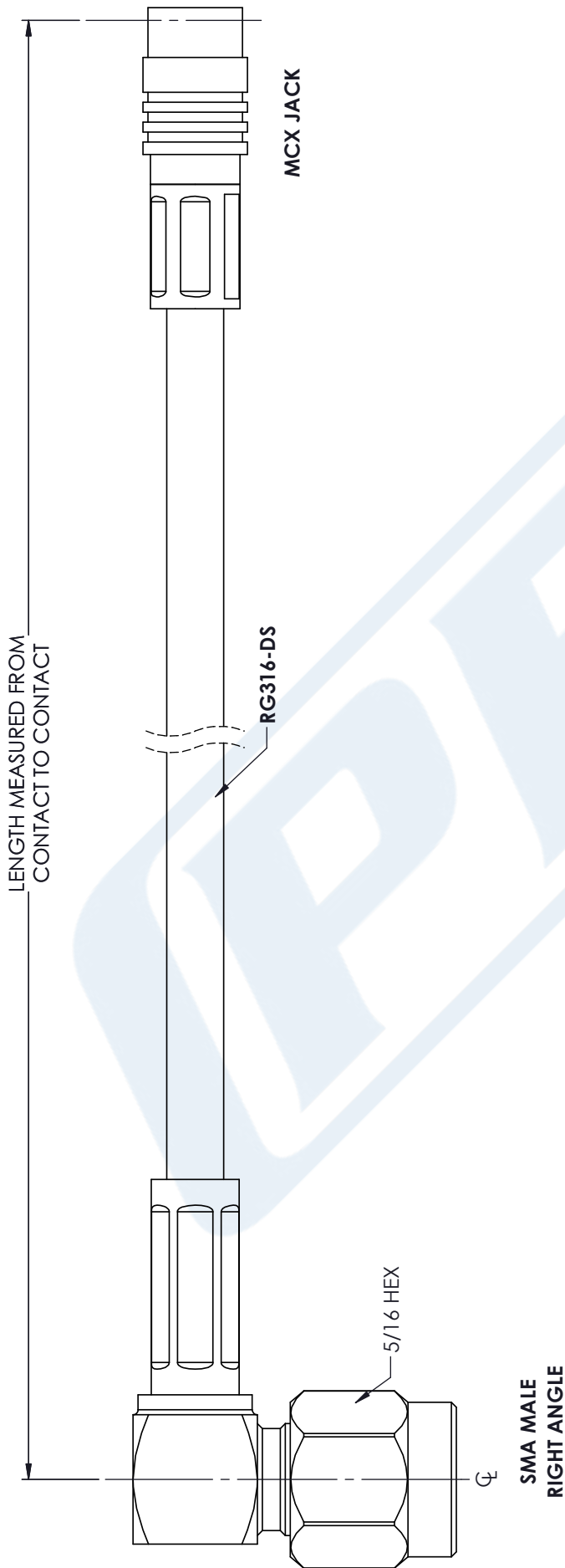
Click the following link (or enter part number in "SEARCH" on website) to obtain additional part information including price, inventory and certifications: [SMA Male Right Angle to MCX Jack Cable Using RG316-DS Coax PE3W01114](#)

URL: <https://www.pasternack.com/sma-male-mcx-jack-rg316-ds-cable-assembly-pe3w01114-p.aspx>

The information contained in this document is accurate to the best of our knowledge and representative of the part described herein. It may be necessary to make modifications to the part and/or the documentation of the part, in order to implement improvements. Pasternack reserves the right to make such changes as required. Unless otherwise stated, all specifications are nominal. Pasternack does not make any representation or warranty regarding the suitability of the part described herein for any particular purpose, and Pasternack does not assume any liability arising out of the use of any part or documentation.

PE3W01114 CAD Drawing

SMA Male Right Angle to MCX Jack Cable Using RG316-DS Coax



STANDARD TOLERANCES	
.X	±0.2
.XX	±0.01
.XXX	±0.005

*STANDARD TOLERANCES APPLY ONLY TO DIMENSIONS IN INCHES

PASTERNAK
THE ENGINEER'S RF SOURCE

Pasternack Enterprises, Inc.
P.O. Box 16759 | Irvine | CA | 92623

Phone: (949) 261-1920 | Fax: (949) 261-7451
Website: www.pasternack.com | E-Mail: sales@pasternack.com

NOTES: 1. UNLESS OTHERWISE SPECIFIED ALL DIMENSIONS ARE NOMINAL. 2. ALL SPECIFICATIONS ARE SUBJECT TO CHANGE WITHOUT NOTICE AT ANY TIME. 3. DIMENSIONS ARE IN INCHES [mm].	
DWG TITLE	PE3W01114
CAGE CODE	53919
CAD FILE	07/23/18
SCALE	N/A
SIZE	A
	CN2379