



## SMA Male Right Angle to SMA Female Bulkhead Cable 24 Inch Length Using RG174 Coax with HeatShrink

### RF Cable Assemblies Technical Data Sheet

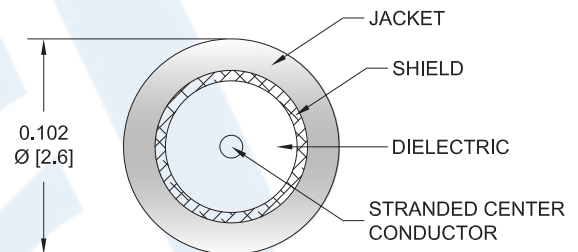
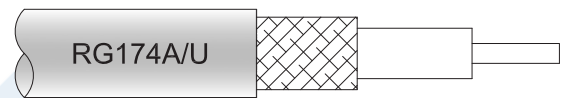
PE3W00802/HS-24

#### Configuration

- Connector 1: SMA Male Right Angle
- Connector 2: SMA Female Bulkhead
- Cable Type: RG174

#### Features

- Max Frequency 1 GHz
- 66% Phase Velocity
- PVC Jacket



#### Applications

- General Purpose
- Laboratory Use

#### Description

Pasternack's PE3W00802/HS-24 SMA male right angle to SMA female bulkhead 24 inch cable using RG174 coax is part of our full line of RF components available for same-day shipping. Pasternack's flexible RF cable assemblies are ideal for applications where tight bends and flexure are required. This Pasternack SMA to SMA cable assembly has a male to female gender configuration with 50 ohm flexible RG174 coax. The PE3W00802/HS-24 SMA male to SMA female cable assembly operates to 1 GHz. The right angle SMA interface on the RG174 cable allows for easier connections in tight spaces. Our RF cable assembly with SMA bulkhead interface allows designers to create external connections on their product enclosures, and can be used in a variety of other rack mount and panel mount applications.

Custom versions of most RF cable assemblies can be built and shipped same day. Custom cable assembly lengths can be obtained by specifying the desired length on the web site at time of order or by contacting a sales representative. Other available RF cable assembly value added services include connector orientation or clocking, heat shrink booting and custom labeling. RF testing can also be performed to document the electrical performance of your cable assembly.

#### Electrical Specifications

Description	Minimum	Typical	Maximum	Units
Frequency Range	DC		1,000	MHz
Velocity of Propagation		66		%
Capacitance		31.08 [101.97]		pF/ft [pF/m]

Click the following link (or enter part number in "SEARCH" on website) to obtain additional part information including price, inventory and certifications: [SMA Male Right Angle to SMA Female Bulkhead Cable 24 Inch Length Using RG174 Coax with HeatShrink PE3W00802/HS-24](#)



SMA Male Right Angle to SMA Female Bulkhead Cable  
24 Inch Length Using RG174 Coax with HeatShrink

RF Cable Assemblies Technical Data Sheet

PE3W00802/HS-24

**Specifications by Frequency**

Description	F1	F2	F3	F4	F5	Units
Frequency	100	250	500	1,000		MHz
Insertion Loss (Max.)	0.47	0.58	0.73	0.94		dB

**Electrical Specification Notes:**

The Insertion Loss data above is base on the performance specifications of the coax use in the assembly. The Insertion Loss includes an estimated insertion loss of 0.3dB of connector loss.

**Mechanical Specifications**

**Cable Assembly**

Length\* 24 in [609.6 mm]  
Diameter 0.433 in [11 mm]

**Cable**

Cable Type RG174  
Impedance 50 Ohms  
Inner Conductor Type Stranded  
Inner Conductor Material and Plating Copper Clad Steel  
Dielectric Type PE  
Number of Shields 1  
Shield Layer 1 Tinned Copper Braid  
Jacket Material PVC, Black  
Jacket Diameter 0.11 in [2.79 mm]

Click the following link (or enter part number in "SEARCH" on website) to obtain additional part information including price, inventory and certifications: [SMA Male Right Angle to SMA Female Bulkhead Cable 24 Inch Length Using RG174 Coax with HeatShrink PE3W00802/HS-24](#)



SMA Male Right Angle to SMA Female Bulkhead Cable  
24 Inch Length Using RG174 Coax with HeatShrink

RF Cable Assemblies Technical Data Sheet

PE3W00802/HS-24

**Connectors**

Description	Connector 1	Connector 2
Type	SMA Male Right Angle	SMA Female Bulkhead
Specification	MIL-STD-348A	
Impedance	50 Ohms	50 Ohms
Contact Material and Plating	Brass, Gold	Beryllium Copper, Gold
Contact Plating Specification	50 µin minimum	
Dielectric Type	PTFE	PTFE
Outer Conductor Material and Plating		Brass, Gold
Body Material and Plating	Brass, Nickel	Brass, Gold
Body Plating Specification	100 µin minimum	
Coupling Nut Material and Plating	Brass, Nickel	
Coupling Nut Plating Specification	100 µin minimum	
Hex Size	5/16 inch	
Torque	3 in-lbs [0.34 Nm]	

Mechanical Specification Notes:

\*All cable assemblies have a length tolerance of 1.5% or ± 3/8", whichever is greater.

**Environmental Specifications**

**Temperature**

Operating Range -40 to +80 deg C

**Compliance Certifications** (see [product page](#) for current document)

**Plotted and Other Data**

Notes:

Click the following link (or enter part number in "SEARCH" on website) to obtain additional part information including price, inventory and certifications: [SMA Male Right Angle to SMA Female Bulkhead Cable 24 Inch Length Using RG174 Coax with HeatShrink PE3W00802/HS-24](#)



SMA Male Right Angle to SMA Female Bulkhead Cable  
24 Inch Length Using RG174 Coax with HeatShrink

RF Cable Assemblies Technical Data Sheet

PE3W00802/HS-24

**How to Order**

Part Number Configuration:

**PE3W00802/HS - xx uu**

Unit of Measure:  
cm = Centimeters  
<blank> = Inches  
Length  
Base Number

Example: PE3W00802/HS-12 = 12 inches long cable  
PE3W00802/HS-100cm = 100 cm long cable

SMA Male Right Angle to SMA Female Bulkhead Cable 24 Inch Length Using RG174 Coax with HeatShrink from Pasternack Enterprises has same day shipment for domestic and International orders. Our RF, microwave and millimeter wave products maintain a 99.4% availability and are part of the broadest selection in the industry.

Click the following link (or enter part number in "SEARCH" on website) to obtain additional part information including price, inventory and certifications: [SMA Male Right Angle to SMA Female Bulkhead Cable 24 Inch Length Using RG174 Coax with HeatShrink PE3W00802/HS-24](https://www.pasternack.com/sma-male-sma-female-rg174au-cable-assembly-pe3w00802-hs-24-p.aspx)

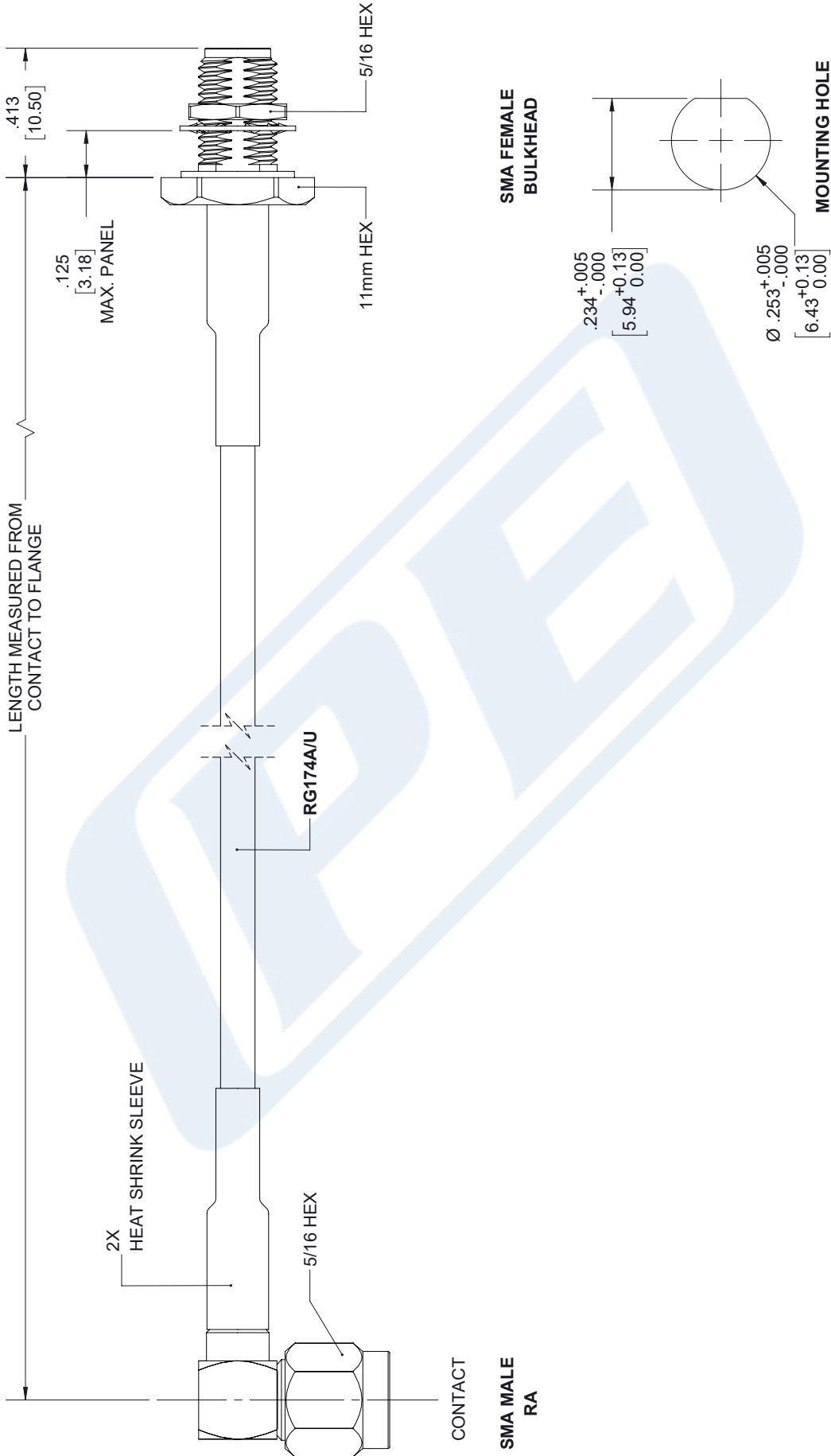
URL: <https://www.pasternack.com/sma-male-sma-female-rg174au-cable-assembly-pe3w00802-hs-24-p.aspx>

The information contained in this document is accurate to the best of our knowledge and representative of the part described herein. It may be necessary to make modifications to the part and/or the documentation of the part, in order to implement improvements. Pasternack reserves the right to make such changes as required. Unless otherwise stated, all specifications are nominal. Pasternack does not make any representation or warranty regarding the suitability of the part described herein for any particular purpose, and Pasternack does not assume any liability arising out of the use of any part or documentation.

# PE3W00802/HS-24 CAD Drawing

## SMA Male Right Angle to SMA Female Bulkhead Cable 24 Inch Length Using RG174 Coax with HeatShrink

REVISIONS			
REV.	DESCRIPTION	DATE	APPROVED
A	INITIAL RELEASE	04/23/19	S.ELLIS



<p>UNLESS OTHERWISE SPECIFIED LEADING DIMENSIONS ARE INCHES DIMENSIONS IN [ ] ARE MILLIMETERS</p> <p>TOLERANCES:</p> <table border="0"> <tr> <td>X±.2</td> <td>[5.08]</td> <td>FRACTIONS</td> </tr> <tr> <td>.XX±.01</td> <td>[.25]</td> <td>±.132</td> </tr> <tr> <td>.XXX±.005</td> <td>[.13]</td> <td>ANGLES ± 1°</td> </tr> </table> <p>ALL DIMENSIONS SHOWN ARE FOR REFERENCE ONLY.</p> <p>THIRD-ANGLE PROJECTION</p>		X±.2	[5.08]	FRACTIONS	.XX±.01	[.25]	±.132	.XXX±.005	[.13]	ANGLES ± 1°	<p>THE INFORMATION AND DESIGN IN THIS DOCUMENT IS THE PROPERTY OF PASTERNAK CORPORATION. ALL RIGHTS RESERVED.</p> <p><b>PE PASTERNAK</b> an INFINITO brand</p> <p>Pasternack Enterprises, Inc. P.O. Box 16759, Irvine, CA 92623. Phone: 1.949.261.1920   1.866.727.8376 Fax: 1.949.261.7451 www.pasternack.com   e-mail: sales@pasternack.com</p>	
X±.2	[5.08]	FRACTIONS										
.XX±.01	[.25]	±.132										
.XXX±.005	[.13]	ANGLES ± 1°										
CAGE	DRAWN BY	PART NUMBER	REV									
A	K.DANG	PE3W00802/HS	A									
SIZE	SCALE											
A	N/A											

THESE COMMODITIES, TECHNOLOGY OR SOFTWARE WERE EXPORTED FROM THE UNITED STATES IN ACCORDANCE WITH THE EXPORT ADMINISTRATION REGULATIONS. DIVERSION CONTRARY TO U.S. LAW PROHIBITED.