



Plenum NEX10 Male to NEX10 Male Low PIM Cable 100 cm
Length Using SPP-250-LLPL Coax Using Times Microwave Parts

RF Cable Assemblies Technical Data Sheet

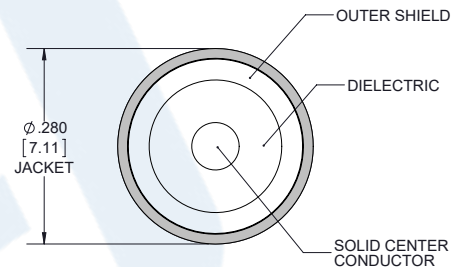
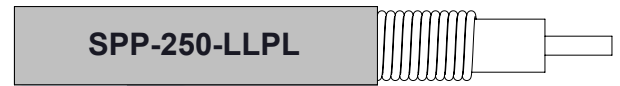
PE3C6253-100CM

Configuration

- Connector 1: NEX10 Male
- Connector 2: NEX10 Male
- Cable Type: SPP-250-LLPL

Features

- Max Frequency 5.8 GHz
- Low PIM: -160 dBc Max
- Shielding Effectivity > 100 dB
- 76% Phase Velocity
- FEP Jacket
- 500 Mating Cycles
- 100% Tested with PIM Test Results Marked on Cable
- UL910 Plenum Rated Cable
- Lightweight and Extremely Flexible
- Low Loss with Excellent VSWR
- IP67 (when mated)
- Using Times Microwave Components



Applications

- General Purpose
- Laboratory Use
- Low PIM Applications
- Distributed Antenna Systems (DAS)
- Plenum Installations
- Multi-Carrier Communication Systems
- PIM Testing

Description

Pasternack's PE3C6253-100CM NEX10 male to NEX10 male 100 cm cable using SPP-250-LLPL coax is part of our full line of RF components available for same-day shipping. Pasternack's corrugated RF cable assemblies are ideal for applications where durability and high power are needed. This Pasternack NEX10 to NEX10 cable assembly has a male to male gender configuration with 50 ohm corrugated SPP-250-LLPL coax. The PE3C6253-100CM NEX10 male to NEX10 male cable assembly operates to 5.8 GHz. Our low PIM design also offers excellent passive intermodulation performance with PIM levels better than -160 dBc. Times Microwave cable is used in each assembly and TMS components are used to form connections with the super flexible low PIM cable. These cable assemblies are expertly built to satisfy your specific need with high quality Times Microwave Systems manufactured parts.

Custom versions of most RF cable assemblies can be built and shipped same day. Custom cable assembly lengths can be obtained by specifying the desired length on the web site at time of order or by contacting a sales representative. Other available RF cable assembly value added services include connector orientation or clocking, heat shrink booting and custom labeling. RF testing can also be performed to document the electrical performance of your cable assembly.

Click the following link (or enter part number in "SEARCH" on website) to obtain additional part information including price, inventory and certifications: [Plenum NEX10 Male to NEX10 Male Low PIM Cable 100 cm Length Using SPP-250-LLPL Coax Using Times Microwave Parts PE3C6253-100CM](#)



Plenum NEX10 Male to NEX10 Male Low PIM Cable 100 cm Length Using SPP-250-LLPL Coax Using Times Microwave Parts

RF Cable Assemblies Technical Data Sheet

PE3C6253-100CM

Electrical Specifications

Description	Minimum	Typical	Maximum	Units
Frequency Range	DC		5.8	GHz
VSWR			1.4:1	
Velocity of Propagation		76		%
RF Shielding	100			dB
Passive Intermodulation		-165	-160	dBc
Capacitance		27 [88.58]		pF/ft [pF/m]
Inductance		0.067 [0.22]		uH/ft [uH/m]
DC Resistance Inner Conductor		3 [9.84]		Ω/1000ft [Ω/Km]

Specifications by Frequency

Description	F1	F2	F3	F4	F5	Units
Frequency	0.45	0.7	1	2.5	5.8	GHz
Insertion Loss (Max.)	0.27	0.34	0.39	0.63	0.99	dB

Electrical Specification Notes:

PIM test results vary between cables

The Insertion Loss data above is based on the performance specifications of the coax used in this assembly. The Insertion Loss includes an estimated insertion loss of 0.1*SQRT(FGHz) dB per connector.

Mechanical Specifications

Cable Assembly

Length* 39.3701 in [100 cm]
 Diameter 0.473 in [12.01 mm]

Cable

Cable Type SPP-250-LLPL
 Impedance 50 Ohms
 Inner Conductor Type Solid
 Inner Conductor Material and Plating Copper
 Dielectric Type PTFE
 Number of Shields 1
 Shield Layer 1 Helically Corrugated Copper Tube
 Outer Conductor Material and Plating Copper
 Outer Conductor Diameter 0.25 in [6.35 mm]

Click the following link (or enter part number in "SEARCH" on website) to obtain additional part information including price, inventory and certifications: [Plenum NEX10 Male to NEX10 Male Low PIM Cable 100 cm Length Using SPP-250-LLPL Coax Using Times Microwave Parts PE3C6253-100CM](#)



Plenum NEX10 Male to NEX10 Male Low PIM Cable 100 cm Length Using SPP-250-LLPL Coax Using Times Microwave Parts

RF Cable Assemblies Technical Data Sheet

PE3C6253-100CM

Jacket Material	FEP, Blue
Jacket Diameter	0.28 in [7.11 mm]
One Time Minimum Bend Radius	1.25 in [31.75 mm]
Bending Moment	0.8 lbs-ft [1.08 N-m]

Connectors

Description	Connector 1	Connector 2
Type	NEX10 Male	NEX10 Male
Impedance	50 Ohms	50 Ohms
Mating Cycles	500	500
Contact Material and Plating	Brass, Silver	Brass, Silver
Contact Plating Specification	100 µin	100 µin
Dielectric Type	PTFE	PTFE
Body Material and Plating	Brass, Tri-Metal	Brass, Tri-Metal
Body Plating Specification	100 µin	100 µin
Coupling Nut Material and Plating	Brass, Tri-Metal	Brass, Tri-Metal
Coupling Nut Plating Specification	100 µin	100 µin
Torque	13.28 in-lbs [1.5 Nm]	13.28 in-lbs [1.5 Nm]

Environmental Specifications

Temperature

Operating Range	-55 to +200 deg C
Storage Range	-55 to +200 deg C
Plenum Rating	UL910

Compliance Certifications (see [product page](#) for current document)

Plotted and Other Data

Notes:

- Values at 25°C, sea level.

Click the following link (or enter part number in "SEARCH" on website) to obtain additional part information including price, inventory and certifications: [Plenum NEX10 Male to NEX10 Male Low PIM Cable 100 cm Length Using SPP-250-LLPL Coax Using Times Microwave Parts PE3C6253-100CM](#)



Plenum NEX10 Male to NEX10 Male Low PIM Cable 100 cm Length Using SPP-250-LLPL Coax Using Times Microwave Parts

RF Cable Assemblies Technical Data Sheet

PE3C6253-100CM

Typical Performance Data



Click the following link (or enter part number in "SEARCH" on website) to obtain additional part information including price, inventory and certifications: [Plenum NEX10 Male to NEX10 Male Low PIM Cable 100 cm Length Using SPP-250-LLPL Coax Using Times Microwave Parts PE3C6253-100CM](#)



Plenum NEX10 Male to NEX10 Male Low PIM Cable 100 cm Length Using SPP-250-LLPL Coax Using Times Microwave Parts

RF Cable Assemblies Technical Data Sheet

PE3C6253-100CM

How to Order

Part Number Configuration:

PE3C6253

- **xx**

uu

Unit of Measure:
cm = Centimeters
<blank> = Inches
Length
Base Number

Example: PE3C6253-12 = 12 inches long cable
PE3C6253-100cm = 100 cm long cable

Plenum NEX10 Male to NEX10 Male Low PIM Cable 100 cm Length Using SPP-250-LLPL Coax Using Times Microwave Parts from Pasternack Enterprises has same day shipment for domestic and International orders. Our RF, microwave and millimeter wave products maintain a 99.4% availability and are part of the broadest selection in the industry.

Click the following link (or enter part number in "SEARCH" on website) to obtain additional part information including price, inventory and certifications: [Plenum NEX10 Male to NEX10 Male Low PIM Cable 100 cm Length Using SPP-250-LLPL Coax Using Times Microwave Parts PE3C6253-100CM](#)

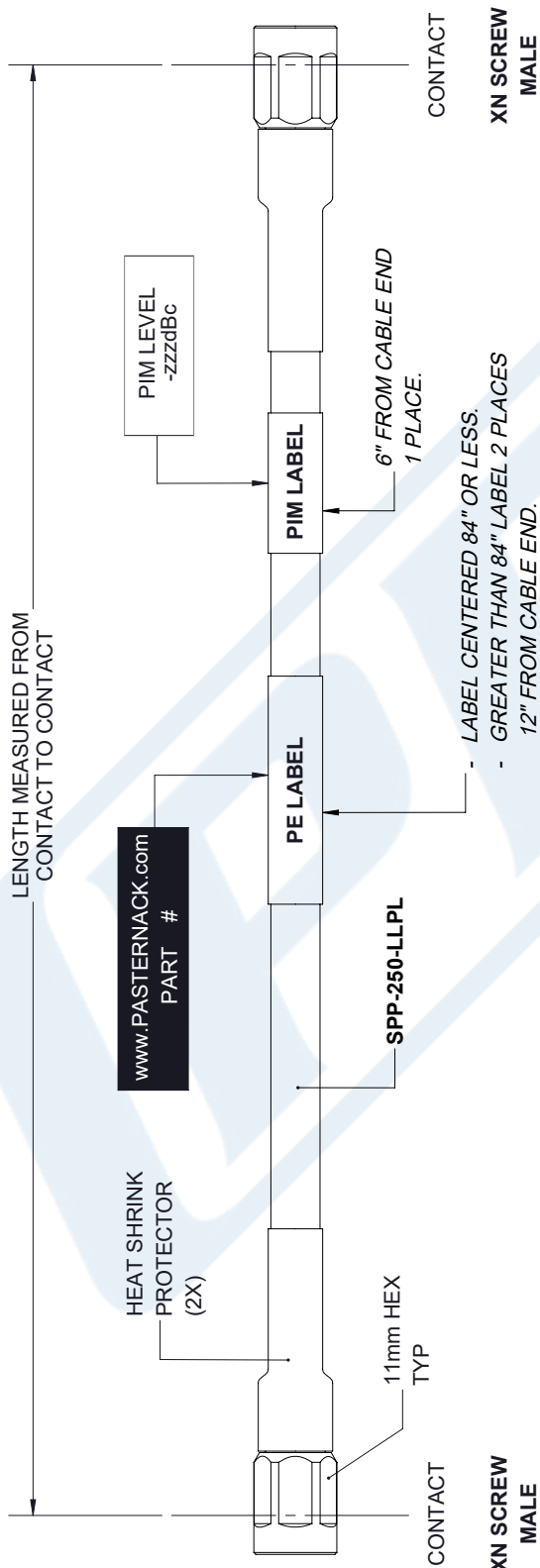
URL: <https://www.pasternack.com/nex10-male-nex10-male-spp250llpl-cable-assembly-pe3c6253-100cm-p.aspx>

The information contained in this document is accurate to the best of our knowledge and representative of the part described herein. It may be necessary to make modifications to the part and/or the documentation of the part, in order to implement improvements. Pasternack reserves the right to make such changes as required. Unless otherwise stated, all specifications are nominal. Pasternack does not make any representation or warranty regarding the suitability of the part described herein for any particular purpose, and Pasternack does not assume any liability arising out of the use of any part or documentation.

PE3C6253-100CM CAD Drawing

Plenum NEX10 Male to NEX10 Male Low PIM Cable 100 cm Length
Using SPP-250-LLPL Coax Using Times Microwave Parts

REVISIONS			
REV.	DESCRIPTION	DATE	APPROVED
A	INITIAL RELEASE	04/09/19	S.ELLIS



<p>UNLESS OTHERWISE SPECIFIED LEADING DIMENSIONS ARE INCHES DIMENSIONS IN [] ARE MILLIMETERS</p> <p>TOLERANCES: X±.2 [5.08] .XX±.01 [25] .XXX±.005 [13]</p> <p>FRACTIONS ±.132 ANGLES ± 1°</p> <p>ALL DIMENSIONS SHOWN ARE FOR REFERENCE ONLY.</p> <p>THIRD-ANGLE PROJECTION</p>		<p>THE INFORMATION AND DESIGN IN THIS DOCUMENT IS THE PROPERTY OF PASTERNAK CORPORATION. ALL RIGHTS RESERVED.</p> <p>SHEET 1 OF 1</p> <p>SCALE N/A</p>	
<p>PE PASTERNAK an INFINITO brand</p> <p>Pasternack Enterprises, Inc. P.O. Box 16759, Irvine, CA 92623. Phone: 1.949.261.1920 1.866.727.8376 Fax: 1.949.261.7451 www.pasternack.com e-mail: sales@pasternack.com</p>		<p>REV A</p>	
<p>SIZE A</p>	<p>CAGE 53919</p>	<p>DRAWN BY K.DANG</p>	<p>PART NUMBER PE3C6253</p>

THESE COMMODITIES, TECHNOLOGY OR SOFTWARE WERE EXPORTED FROM THE UNITED STATES IN ACCORDANCE WITH THE EXPORT ADMINISTRATION REGULATIONS. DIVERSION CONTRARY TO U.S. LAW PROHIBITED.