



## Low PIM 8 Way N Power Divider From 698 MHz to 2.7 GHz Rated at 30 Watts

### Power Dividers Technical Data Sheet

PE20DV1038

#### Features

- Low PIM (-160 dBc)
- 30 watt CW Rating
- 698 to 2,700 MHz
- High Power
- N Type Female Connector
- Mounting Bracket

#### Applications

- Indoor/Outdoor Use (IP67)
- Base Station
- 4G/LTE/AWS/PCS/PMR/UMTS/
- TETRA/WiFi/WiMAX
- Distributed Antenna Systems (DAS)
- Wireless Infrastructure

#### Description

The PE20DV1038 is a 8 way Wilkinson Power Divider with N Type Female connectors rated to 30 watt CW.

Pasternack's family of Low PIM Power Dividers are designed without solder joints and a unique construction allows for exceptional performance within the 698 to 2,700 MHz frequency range. They are offered in a range of output port options to allow flexibility in the design of your DAS system. Especially designed and manufactured for the rigors of low PIM systems, this family of Tappers is rated at an average power of 300 watt CW, and have PIM performance of -160 dBc or better. They can be used indoor or outdoor as they meet the moisture requirements of IP67. They are available in four different connector types: N, DIN 7-16, 4.3-10, and Mini DIN 4.1/9.5.

#### Electrical Specifications

Design	Wilkinson
Number of Output Ports	8

Description	Minimum	Typical	Maximum	Units
Frequency Range	0.698		2.7	GHz
Impedance		50		Ohms
Input VSWR		1.4:1		
Output VSWR		1.3:1		
Insertion Loss		1.4		dB
Isolation	20			dB
Passive Intermodulation			-160	dBc
Input Power (CW)			30	Watts
Reverse Power (CW)			1	Watts

#### Mechanical Specifications

Weight	2.43 lbs [1.1 Kg]
Housing Material and Plating	Aluminum, Chem Film

Click the following link (or enter part number in "SEARCH" on website) to obtain additional part information including price, inventory and certifications: [Low PIM 8 Way N Power Divider From 698 MHz to 2.7 GHz Rated at 30 Watts PE20DV1038](#)



Low PIM 8 Way N Power Divider From  
698 MHz to 2.7 GHz Rated at 30 Watts

## Power Dividers Technical Data Sheet

PE20DV1038

### Configuration

Package Type

Input Connector

Output Connectors

Ingress Protection (IP) Rating

Connectorized

N Female

N Female

IP67

**Compliance Certifications** (see [product page](#) for current document)

### Plotted and Other Data

Notes:

Click the following link (or enter part number in "SEARCH" on website) to obtain additional part information including price, inventory and certifications: [Low PIM 8 Way N Power Divider From 698 MHz to 2.7 GHz Rated at 30 Watts PE20DV1038](#)

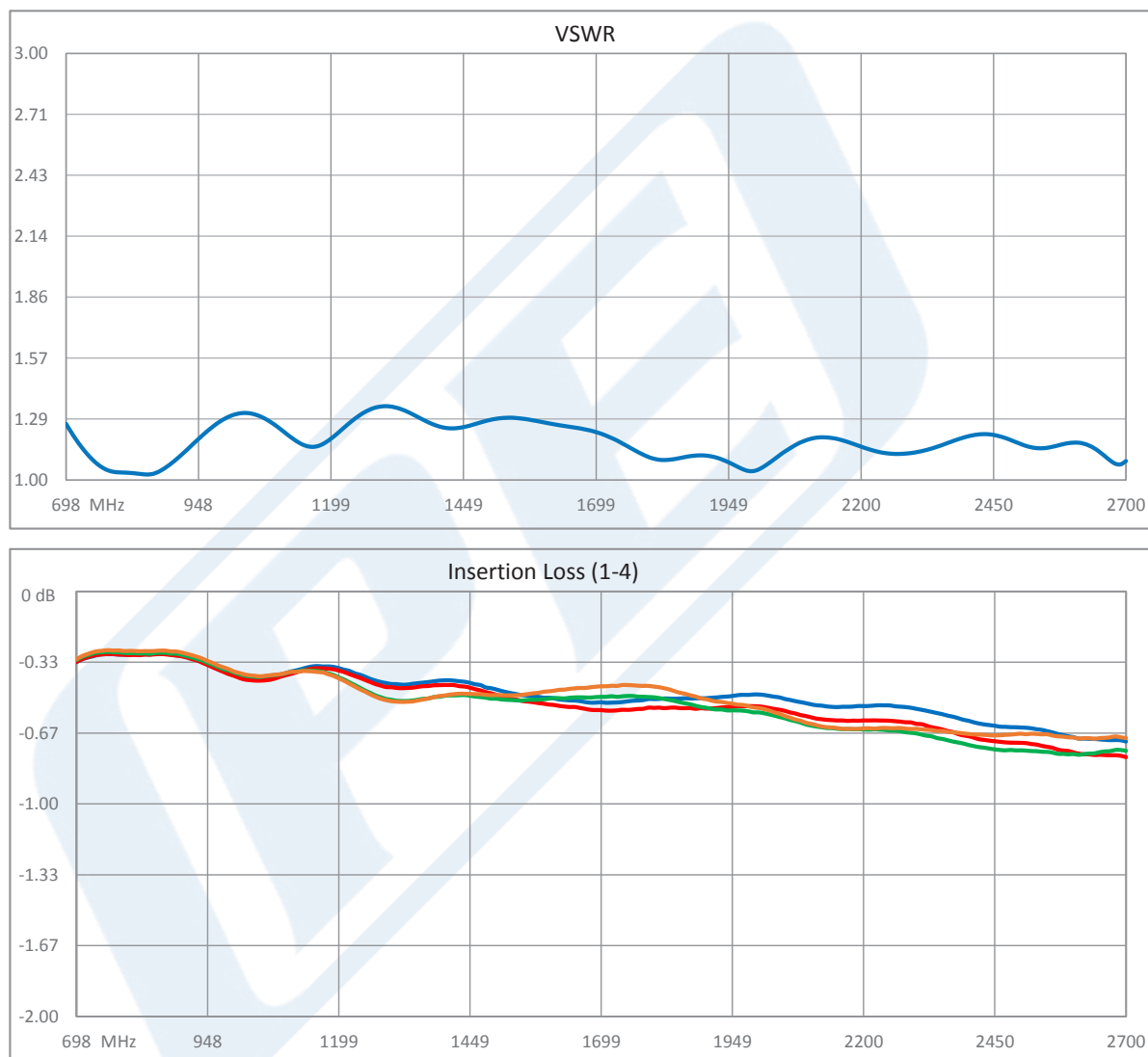


Low PIM 8 Way N Power Divider From  
698 MHz to 2.7 GHz Rated at 30 Watts

Power Dividers Technical Data Sheet

PE20DV1038

Typical Performance Data



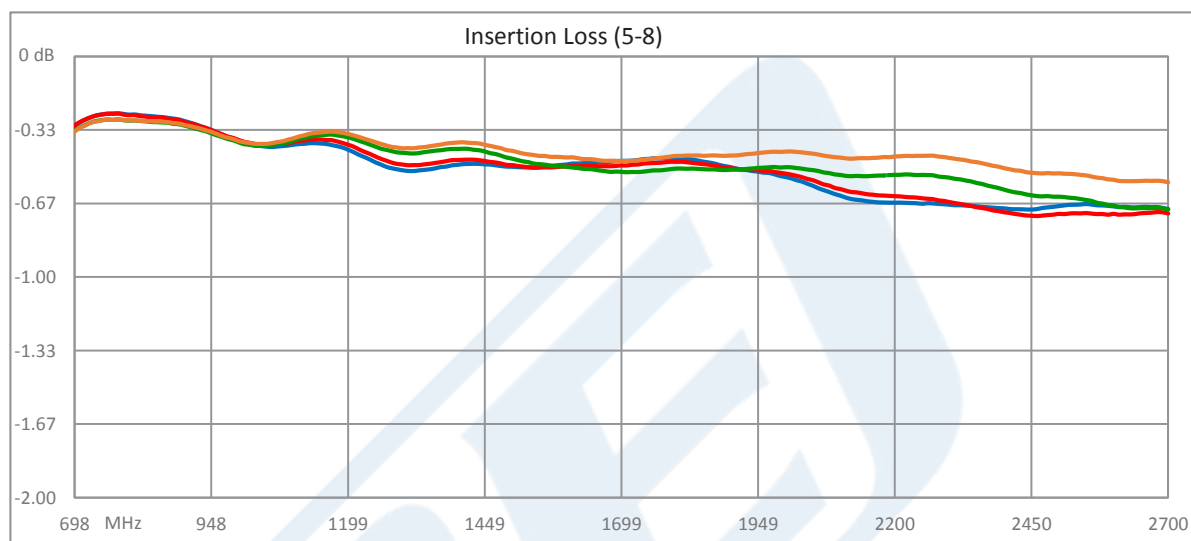
Click the following link (or enter part number in "SEARCH" on website) to obtain additional part information including price, inventory and certifications: [Low PIM 8 Way N Power Divider From 698 MHz to 2.7 GHz Rated at 30 Watts PE20DV1038](#)



## Low PIM 8 Way N Power Divider From 698 MHz to 2.7 GHz Rated at 30 Watts

### Power Dividers Technical Data Sheet

PE20DV1038



Low PIM 8 Way N Power Divider From 698 MHz to 2.7 GHz Rated at 30 Watts from Pasternack Enterprises has same day shipment for domestic and International orders. Our RF, microwave and millimeter wave products maintain a 99.4% availability and are part of the broadest selection in the industry.

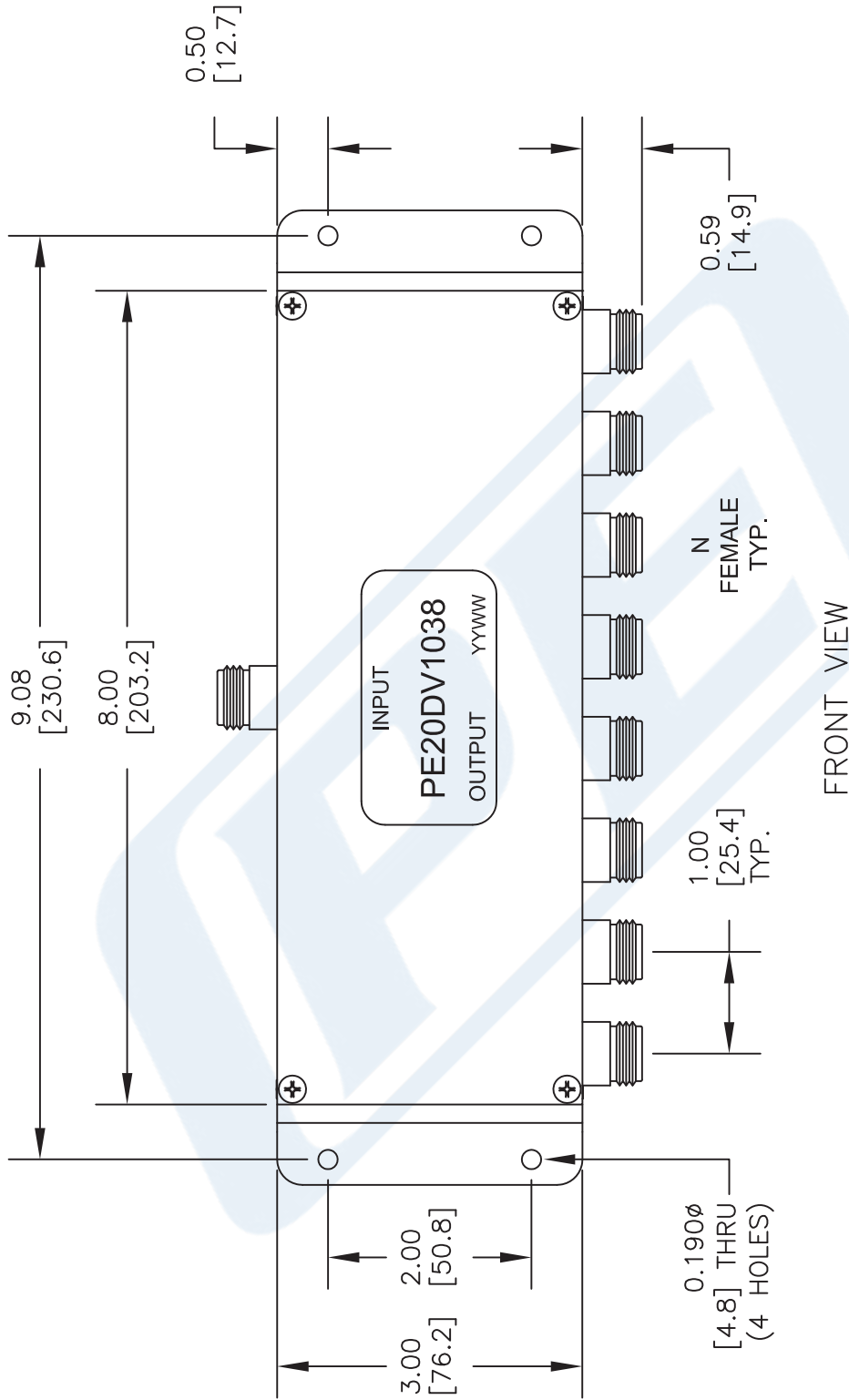
Click the following link (or enter part number in "SEARCH" on website) to obtain additional part information including price, inventory and certifications: [Low PIM 8 Way N Power Divider From 698 MHz to 2.7 GHz Rated at 30 Watts PE20DV1038](https://www.pasternack.com/8-way-n-wilkinson-power-divider-698-mhz-2.7-ghz-30-watts-pe20dv1038-p.aspx)

URL: <https://www.pasternack.com/8-way-n-wilkinson-power-divider-698-mhz-2.7-ghz-30-watts-pe20dv1038-p.aspx>

The information contained in this document is accurate to the best of our knowledge and representative of the part described herein. It may be necessary to make modifications to the part and/or the documentation of the part, in order to implement improvements. Pasternack reserves the right to make such changes as required. Unless otherwise stated, all specifications are nominal. Pasternack does not make any representation or warranty regarding the suitability of the part described herein for any particular purpose, and Pasternack does not assume any liability arising out of the use of any part or documentation.

# PE20DV1038 CAD Drawing

Low PIM 8 Way N Power Divider From 698 MHz to 2.7 GHz Rated at 30 Watts



**TOLERANCES:**  
HOLE TOLERANCE: X.XXX ±.003  
LENGTH TOLERANCE: X.XXX ±.010  
LENGTH TOLERANCE: X.XX ±.03

**NOTES:**  
1. UNLESS OTHERWISE SPECIFIED ALL DIMENSIONS ARE NOMINAL.  
2. ALL SPECIFICATIONS ARE SUBJECT TO CHANGE WITHOUT NOTICE AT ANY TIME.  
3. DIMENSIONS ARE IN INCHES [mm].

**DWG TITLE**  
**PE20DV1038**

**FSCM NO. 53919**

**SIZE A**

**SCALE N/A**

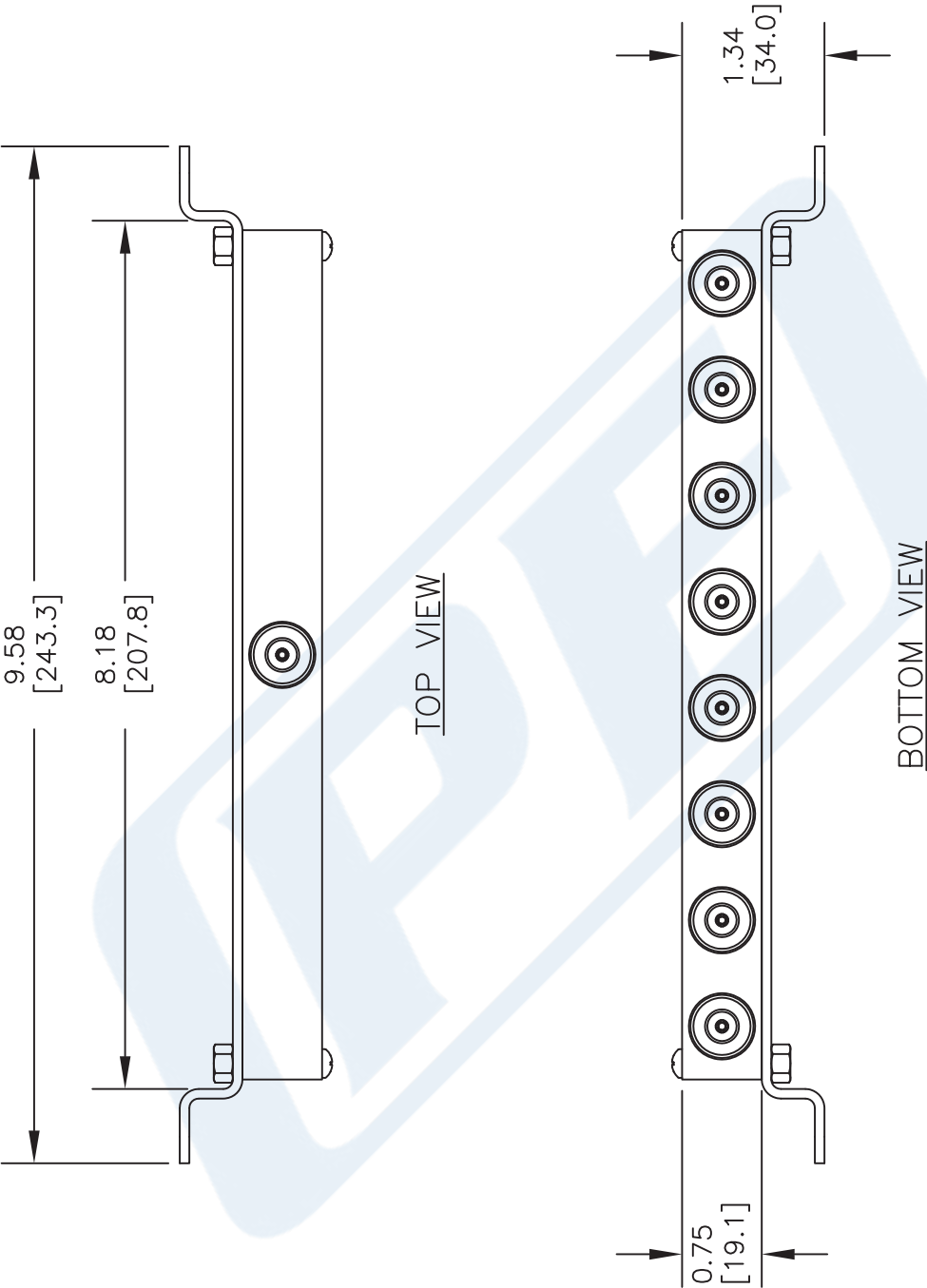
**CAD FILE 082316**

**2233**

**PE PASTERNAK®**  
**THE ENGINEER'S RF SOURCE**  
Pasternack Enterprises, Inc.  
P.O. Box 16759 | Irvine | CA | 92623  
**Phone:** (949) 261-1920 | **Fax:** (949) 261-7451  
**Website:** www.pasternack.com | **E-Mail:** sales@pasternack.com

PE20DV1038 CAD Drawing

Low PIM 8 Way N Power Divider From 698 MHz to 2.7 GHz Rated at 30 Watts



TOLERANCES:  
HOLE TOLERANCE: X.XXX ±.003  
LENGTH TOLERANCE: X.XXX ±.010  
LENGTH TOLERANCE: X.XX ±.03

NOTES:  
1. UNLESS OTHERWISE SPECIFIED ALL DIMENSIONS ARE NOMINAL.  
2. ALL SPECIFICATIONS ARE SUBJECT TO CHANGE WITHOUT NOTICE AT ANY TIME.  
3. DIMENSIONS ARE IN INCHES [mm].

DWG TITLE  
**PE20DV1038**

FSCM NO. 53919

2233

SIZE A

SCALE N/A

CAD FILE 082316

**PE PASTERNAK®**  
THE ENGINEER'S RF SOURCE

Pasternack Enterprises, Inc.  
P.O. Box 16759 | Irvine | CA | 92623  
Phone: (949) 261-1920 | Fax: (949) 261-7451  
Website: www.pasternack.com | E-Mail: sales@pasternack.com